



# Bridgelux® Gen 8 V18 Array Series

Product Data Sheet DS415



# Introduction

V Series



The V Series™ LED Array products deliver high quality light in a compact and cost-effective solid-state lighting package. These chip on board (CoB) arrays can be efficiently driven up to three times the nominal drive current, enabling design flexibility not previously possible. These high flux density light sources are designed to support a wide range of high quality, low cost directional luminaires and replacement lamps for both interior and exterior commercial and residential applications.

The V18 LED Array is available in a variety of electrical, CCT, and CRI combinations providing substantial design flexibility and energy efficiency advantages.

Lighting system designs incorporating these LED arrays deliver increased system level efficacy and a longer service life. Typical applications include replacement lamps and task, accent, spot, track, wide area, security, wall packs and down lights.

## Features

- Efficacy of 180 lm/W typical, 3000K 80 CRI
- Reliable operation at up to 3x nominal current, 30% increase in maximum lumens per LES size
- Wide selection of CCT options (2700K-6500K) with minimum 70, 80 and 90 CRI options
- Uniform high-quality illumination
- 2 and 3 SDCM binning options (2700K – 4000K)
- Forward voltage bin codes and backside marking
- Instant light with unlimited dimming
- 5-Year warranty

## Benefits

- Enables high efficiency lighting systems and lower operating costs
- Supports the trend toward luminaire miniaturization and delivers enhanced optical control
- Design flexibility for a broad range of lighting applications
- Clean white light without pixelation
- Uniform consistent white light
- Design flexibility for multi-source applications
- Easy to use with daylight and motion sensors to increase energy savings
- Design with confidence



# Contents

Product Feature Map	2
Product Nomenclature	2
Product Selection Guide	3
Performance at Commonly Used Drive Currents	7
Electrical Characteristics	14
Eye Safety	15
Absolute Maximum Ratings	16
Performance Curves	18
Typical Radiation Pattern	19
Typical Color Spectrum	20
Mechanical Dimensions	21
Color Binning Information	22
Packaging and Labeling	23
Design Resources	25
Precautions	25
Disclaimers	25
About Bridgelux	26



# Product Selection Guide

The following product configurations are available:

**Table 1:** Selection Guide, Pulsed Measurement Data ( $T_j = T_c = 25^\circ\text{C}$ )

Part Number	Nominal CCT <sup>1</sup> (K)	CRI <sup>2</sup>	Nominal Drive Current <sup>3</sup> (mA)	Typical Pulsed Flux <sup>4,5,6</sup> $T_c = 25^\circ\text{C}$ (lm)	Minimum Pulsed Flux <sup>6,7</sup> $T_c = 25^\circ\text{C}$ (lm)	Typical $V_f$ (V)	Typical Power (W)	Typical Efficacy (lm/W)
BXRE-27E4000-B-8x	2700	80	700	4028	3625	339	23.7	170
BXRE-27E4000-C-8x	2700	80	1050	6024	5421	339	35.6	169
BXRE-27G4000-B-8x	2700	90	700	3323	2991	339	23.7	140
BXRE-27G4000-C-8x	2700	90	1050	4969	4472	339	35.6	140
BXRE-27G40H0-B-8x	2700	90	700	3467	3120	339	23.7	146
BXRE-27G40H0-C-8x	2700	90	1050	5184	4666	339	35.6	146
BXRE-27H4000-B-8x	2700	97	700	2946	2651	339	23.7	124
BXRE-27H4000-C-8x	2700	97	1050	4405	3964	339	35.6	124
BXRE-30C4001-B-8x	3000	70	700	4481	4033	339	23.7	189
BXRE-30C4001-C-8x	3000	70	1050	6701	6031	339	35.6	188
BXRE-30E4000-B-8x	3000	80	700	4280	3852	339	23.7	180
BXRE-30E4000-C-8x	3000	80	1050	6400	5760	339	35.6	180
BXRE-30G4000-B-8x	3000	90	700	3474	3127	339	23.7	146
BXRE-30G4000-C-8x	3000	90	1050	5195	4676	339	35.6	146
BXRE-30G40H0-B-8x	3000	90	700	3638	3274	339	23.7	153
BXRE-30G40H0-C-8x	3000	90	1050	5440	4896	339	35.6	153
BXRE-30H4000-B-8x	3000	97	700	3147	2832	339	23.7	133
BXRE-30H4000-C-8x	3000	97	1050	4706	4235	339	35.6	132
BXRE-35E4000-B-8x	3500	80	700	4381	3943	339	23.7	185
BXRE-35E4000-C-8x	3500	80	1050	6551	5896	339	35.6	184
BXRE-35G4000-B-8x	3500	90	700	3600	3240	339	23.7	152
BXRE-35G4000-C-8x	3500	90	1050	5384	4845	339	35.6	151
BXRE-40C4001-B-8x	4000	70	700	4607	4147	339	23.7	194
BXRE-40C4001-C-8x	4000	70	1050	6889	6200	339	35.6	194
BXRE-40E4000-B-8x	4000	80	700	4406	3965	339	23.7	186
BXRE-40E4000-C-8x	4000	80	1050	6588	5929	339	35.6	185
BXRE-40G4000-B-8x	4000	90	700	3676	3308	339	23.7	155
BXRE-40G4000-C-8x	4000	90	1050	5496	4947	339	35.6	154
BXRE-50C4001-B-8x	5000	70	700	4632	4169	339	23.7	195
BXRE-50C4001-C-8x	5000	70	1050	6927	6234	339	35.6	195
BXRE-50E4001-B-8x	5000	80	700	4456	4011	339	23.7	188
BXRE-50E4001-C-8x	5000	80	1050	6664	5997	339	35.6	187

Notes for Table 1:

- Nominal CCT as defined by ANSI C78.377-2011. Products with a CCT of 5000K-6500K are hot targeted to  $T_c = 85^\circ\text{C}$ .
- CRI values are minimums for all other products. Minimum Rg value for 80 CRI products is 0, the minimum Rg values for 90 CRI products is 50, the minimum Rg values for 97 CRI products is 93. Bridgelux maintains a  $\pm 3$  tolerance on Rg values.
- Drive current is referred to as nominal drive current.
- Products tested under pulsed condition (10ms pulse width) at nominal drive current where  $T_j$  (junction temperature) =  $T_c$  (case temperature) =  $25^\circ\text{C}$ .
- Typical performance values are provided as a reference only and are not a guarantee of performance.
- Bridgelux maintains a  $\pm 7\%$  tolerance on flux measurements.
- Minimum flux values at the nominal test current are guaranteed by 100% test.

# Product Selection Guide

The following product configurations are available:

**Table 1:** Selection Guide, Pulsed Measurement Data ( $T_j = T_c = 25^\circ\text{C}$ ) (continued)

Part Number	Nominal CCT <sup>1</sup> (K)	CRI <sup>2</sup>	Nominal Drive Current <sup>3</sup> (mA)	Typical Pulsed Flux <sup>4,5,6</sup> $T_c = 25^\circ\text{C}$ (lm)	Minimum Pulsed Flux <sup>6,7</sup> $T_c = 25^\circ\text{C}$ (lm)	Typical $V_f$ (V)	Typical Power (W)	Typical Efficacy (lm/W)
BXRE-50G4001-B-8x	5000	90	700	3852	3467	33.9	23.7	162
BXRE-50G4001-C-8x	5000	90	1050	5760	5184	33.9	35.6	162
BXRE-57C4001-B-8x	5700	70	700	4507	4056	33.9	23.7	190
BXRE-57C4001-C-8x	5700	70	1050	6739	6065	33.9	35.6	189
BXRE-57E4001-B-8x	5700	80	700	4280	3852	33.9	23.7	180
BXRE-57E4001-C-8x	5700	80	1050	6400	5760	33.9	35.6	180
BXRE-65C4001-B-8x	6500	70	700	4507	4056	33.9	23.7	190
BXRE-65C4001-C-8x	6500	70	1050	6739	6065	33.9	35.6	189
BXRE-65E4001-B-8x	6500	80	700	4330	3897	33.9	23.7	182
BXRE-65E4001-C-8x	6500	80	1050	6475	5828	33.9	35.6	182

Notes for Table 1:

- Nominal CCT as defined by ANSI C78.377-2011. Products with a CCT of 5000K-6500K are hot targeted to  $T_c = 85^\circ\text{C}$ .
- CRI values are minimums for all products. Minimum Rg value for 80 CRI products is 0, the minimum Rg values for 90 CRI products is 50, the minimum Rg values for 97 CRI products is 93. Bridgelux maintains a  $\pm 3$  tolerance on Rg values.
- Drive current is referred to as nominal drive current.
- Products tested under pulsed condition (10ms pulse width) at nominal drive current where  $T_j$  (junction temperature) =  $T_c$  (case temperature) =  $25^\circ\text{C}$ .
- Typical performance values are provided as a reference only and are not a guarantee of performance.
- Bridgelux maintains a  $\pm 7\%$  tolerance on flux measurements.
- Minimum flux values at the nominal test current are guaranteed by 100% test.

# Product Selection Guide

**Table 2:** Selection Guide, Stabilized DC Performance ( $T_c = 85^\circ\text{C}$ )<sup>4,5</sup>

Part Number	Nominal CCT <sup>1</sup> (K)	CRI <sup>2</sup>	Nominal Drive Current <sup>3</sup> (mA)	Typical DC Flux <sup>4,5</sup> $T_c = 85^\circ\text{C}$ (lm)	Minimum DC Flux <sup>6</sup> $T_c = 85^\circ\text{C}$ (lm)	Typical $V_f$ (V)	Typical Power (W)	Typical Efficacy (lm/W)
BXRE-27E4000-B-8x	2700	80	700	3625	3263	33.1	23.2	156
BXRE-27E4000-C-8x	2700	80	1050	5421	4879	33.1	34.8	156
BXRE-27G4000-B-8x	2700	90	700	2991	2692	33.1	23.2	129
BXRE-27G4000-C-8x	2700	90	1050	4472	4025	33.1	34.8	129
BXRE-27G40H0-B-8x	2700	90	700	3120	2808	33.1	23.2	135
BXRE-27G40H0-C-8x	2700	90	1050	4666	4199	33.1	34.8	134
BXRE-27H4000-B-8x	2700	97	700	2651	2386	33.1	23.2	114
BXRE-27H4000-C-8x	2700	97	1050	3964	3568	33.1	34.8	114
BXRE-30C4001-B-8x	3000	70	700	4033	3630	33.1	23.2	174
BXRE-30C4001-C-8x	3000	70	1050	6031	5428	33.1	34.8	173
BXRE-30E4000-B-8x	3000	80	700	3852	3467	33.1	23.2	166
BXRE-30E4000-C-8x	3000	80	1050	5760	5184	33.1	34.8	166
BXRE-30G4000-B-8x	3000	90	700	3127	2814	33.1	23.2	135
BXRE-30G4000-C-8x	3000	90	1050	4676	4208	33.1	34.8	134
BXRE-30G40H0-B-8x	3000	90	700	3274	2947	33.1	23.2	141
BXRE-30G40H0-C-8x	3000	90	1050	4896	4406	33.1	34.8	141
BXRE-30H4000-B-8x	3000	97	700	2832	2549	33.1	23.2	122
BXRE-30H4000-C-8x	3000	97	1050	4235	3812	33.1	34.8	122
BXRE-35E4000-B-8x	3500	80	700	3943	3548	33.1	23.2	170
BXRE-35E4000-C-8x	3500	80	1050	5896	5306	33.1	34.8	170
BXRE-35G4000-B-8x	3500	90	700	3240	2916	33.1	23.2	140
BXRE-35G4000-C-8x	3500	90	1050	4845	4361	33.1	34.8	139
BXRE-40C4001-B-8x	4000	70	700	4147	3732	33.1	23.2	179
BXRE-40C4001-C-8x	4000	70	1050	6200	5580	33.1	34.8	178
BXRE-40E4000-B-8x	4000	80	700	3965	3569	33.1	23.2	171
BXRE-40E4000-C-8x	4000	80	1050	5929	5336	33.1	34.8	171
BXRE-40G4000-B-8x	4000	90	700	3308	2977	33.1	23.2	143
BXRE-40G4000-C-8x	4000	90	1050	4947	4452	33.1	34.8	142
BXRE-50C4001-B-8x	5000	70	700	4169	3752	33.1	23.2	180
BXRE-50C4001-C-8x	5000	70	1050	6234	5611	33.1	34.8	179
BXRE-50E4001-B-8x	5000	80	700	4011	3610	33.1	23.2	173
BXRE-50E4001-C-8x	5000	80	1050	5997	5397	33.1	34.8	172

Notes for Table 2:

- Nominal CCT as defined by ANSI C78.377-2011. Products with a CCT of 5000K-6500K are hot targeted to  $T_c = 85^\circ\text{C}$ .
- CRI values are minimums for all products. Minimum Rg value for 80 CRI products is 0, the minimum Rg values for 90 CRI products is 50, the minimum Rg values for 97 CRI products is 93. Bridgelux maintains a  $\pm 3$  tolerance on Rg values.
- Drive current is referred to as nominal drive current.
- Typical stabilized DC performance values are provided as reference only and are not a guarantee of performance.
- Typical performance is estimated based on operation under DC (direct current) with LED array mounted onto a heat sink with thermal interface material and the case temperature maintained at  $85^\circ\text{C}$ . Based on Bridgelux test setup, values may vary depending on the thermal design of the luminaire and/or the exposed environment to which the product is subjected.
- Minimum flux values at elevated temperatures are provided for reference only and are not guaranteed by 100% production testing. Based on Bridgelux test setup, values may vary depending on the thermal design of the luminaire and/or the exposed environment to which the product is subjected.

# Product Selection Guide

**Table 2:** Selection Guide, Stabilized DC Performance ( $T_c = 85^\circ\text{C}$ )<sup>45</sup> (continued)

Part Number	Nominal CCT <sup>1</sup> (K)	CRI <sup>2</sup>	Nominal Drive Current <sup>3</sup> (mA)	Typical DC Flux <sup>4,5</sup> $T_c = 85^\circ\text{C}$ (lm)	Minimum DC Flux <sup>6</sup> $T_c = 85^\circ\text{C}$ (lm)	Typical $V_f$ (V)	Typical Power (W)	Typical Efficacy (lm/W)
BXRE-50G4001-B-8x	5000	90	700	3467	3120	33.1	23.2	150
BXRE-50G4001-C-8x	5000	90	1050	5184	4666	33.1	34.8	149
BXRE-57C4001-B-8x	5700	70	700	4056	3650	33.1	23.2	175
BXRE-57C4001-C-8x	5700	70	1050	6065	5458	33.1	34.8	174
BXRE-57E4001-B-8x	5700	80	700	3852	3467	33.1	23.2	166
BXRE-57E4001-C-8x	5700	80	1050	5760	5184	33.1	34.8	166
BXRE-65C4001-B-8x	6500	70	700	4056	3650	33.1	23.2	175
BXRE-65C4001-C-8x	6500	70	1050	6065	5458	33.1	34.8	174
BXRE-65E4001-B-8x	6500	80	700	3897	3508	33.1	23.2	168
BXRE-65E4001-C-8x	6500	80	1050	5828	5245	33.1	34.8	168

Notes for Table 2:

1. Nominal CCT as defined by ANSI C78.377-2011. Products with a CCT of 5000K-6500K are hot targeted to  $T_c = 85^\circ\text{C}$ .
2. CRI values are minimums for all products. Minimum Rg value for 80 CRI products is 0, the minimum Rg values for 90 CRI products is 50, the minimum Rg values for 97 CRI products is 93. Bridgelux maintains a  $\pm 3$  tolerance on Rg values.
3. Drive current is referred to as nominal drive current.
4. Typical stabilized DC performance values are provided as reference only and are not a guarantee of performance.
5. Typical performance is estimated based on operation under DC (direct current) with LED array mounted onto a heat sink with thermal interface material and the case temperature maintained at  $85^\circ\text{C}$ . Based on Bridgelux test setup, values may vary depending on the thermal design of the luminaire and/or the exposed environment to which the product is subjected.
6. Minimum flux values at elevated temperatures are provided for reference only and are not guaranteed by 100% production testing. Based on Bridgelux test setup, values may vary depending on the thermal design of the luminaire and/or the exposed environment to which the product is subjected.



# Performance at Commonly Used Drive Currents

V Series LED arrays are tested to the specifications shown using the nominal drive currents in Table 1. V Series may also be driven at other drive currents dependent on specific application design requirements. The performance at any drive current can be derived from the current vs. voltage characteristics shown in Figures 1 & 2 and the flux vs. current characteristics shown in Figures 3 & 4. The performance at commonly used drive currents is summarized in Table 3.

**Table 3:** Product Performance at Commonly Used Drive Currents

Part Number	CRI	Drive Current <sup>1</sup> (mA)	Typical V <sub>f</sub> T <sub>c</sub> = 25°C (V)	Typical Power T <sub>c</sub> = 25°C (W)	Typical Flux <sup>2</sup> T <sub>c</sub> = 25°C (lm)	Typical DC Flux <sup>3</sup> T <sub>c</sub> = 85°C (lm)	Typical Efficacy T <sub>c</sub> = 25°C (lm/W)
BXRE-27E4000-B-8x	80	350	32.7	11.4	2115	1903	185
		525	33.3	17.5	3065	2759	175
		<b>700</b>	<b>33.9</b>	<b>23.7</b>	<b>4028</b>	<b>3625</b>	<b>170</b>
		900	34.5	31.0	5053	4548	163
		1400	36.0	50.4	7600	6840	151
		2000	37.5	75.1	10500	9450	140
BXRE-27E4000-C-8x	80	525	32.7	17.2	3162	2846	184
		785	33.3	26.1	4570	4113	175
		<b>1050</b>	<b>33.9</b>	<b>35.6</b>	<b>6024</b>	<b>5421</b>	<b>169</b>
		1170	34.1	39.9	6616	5954	166
		2100	36.0	75.5	11365	10228	150
		3000	37.5	112.6	15700	14130	139
BXRE-27G4000-B-8x	90	350	32.7	11.4	1745	1570	153
		525	33.3	17.5	2529	2276	145
		<b>700</b>	<b>33.9</b>	<b>23.7</b>	<b>3323</b>	<b>2991</b>	<b>140</b>
		900	34.5	31.0	4169	3752	134
		1400	36.0	50.4	6270	5643	125
		2000	37.5	75.1	8662	7796	115
BXRE-27G4000-C-8x	90	525	32.7	17.2	2609	2348	152
		785	33.3	26.1	3770	3393	144
		<b>1050</b>	<b>33.9</b>	<b>35.6</b>	<b>4969</b>	<b>4472</b>	<b>140</b>
		1170	34.1	39.9	5458	4912	137
		2100	36.0	75.5	9376	8438	124
		3000	37.5	112.6	12953	11658	115
BXRE-27G40H0-B-8x	90	350	32.7	11.4	1820	1638	159
		525	33.3	17.5	2638	2374	151
		<b>700</b>	<b>33.9</b>	<b>23.7</b>	<b>3467</b>	<b>3120</b>	<b>146</b>
		900	34.5	31.0	4349	3914	140
		1400	36.0	50.4	6541	5887	130
		2000	37.5	75.1	9036	8133	120
BXRE-27G40H0-C-8x	90	525	32.7	17.2	2721	2449	159
		785	33.3	26.1	3933	3540	151
		<b>1050</b>	<b>33.9</b>	<b>35.6</b>	<b>5184</b>	<b>4666</b>	<b>146</b>
		1170	34.1	39.9	5694	5125	143
		2100	36.0	75.5	9781	8803	129
		3000	37.5	112.6	13512	12161	120

Notes for Table 3:

1. Alternate drive currents in Table 3 are provided for reference only and are not a guarantee of performance.
2. Bridgelux maintains a ± 7% tolerance on flux measurements.
3. Typical stabilized DC performance values are provided as reference only and are not a guarantee of performance.

# Performance at Commonly Used Drive Currents

**Table 3:** Product Performance at Commonly Used Drive Currents (Continued)

Part Number	CRI	Drive Current <sup>1</sup> (mA)	Typical V <sub>f</sub> T <sub>c</sub> = 25°C (V)	Typical Power T <sub>c</sub> = 25°C (W)	Typical Flux <sup>2</sup> T <sub>c</sub> = 25°C (lm)	Typical DC Flux <sup>3</sup> T <sub>c</sub> = 85°C (lm)	Typical Efficacy T <sub>c</sub> = 25°C (lm/W)
BXRE-27H4000-B-8x	97	350	32.7	11.4	1546	1392	135
		525	33.3	17.5	2242	2017	128
		<b>700</b>	<b>33.9</b>	<b>23.7</b>	<b>2946</b>	<b>2651</b>	<b>124</b>
		900	34.5	31.0	3695	3326	119
		1400	36.0	50.4	5558	5002	110
		2000	37.5	75.1	7678	6910	102
BXRE-27H4000-C-8x	97	525	32.7	17.2	2312	2081	135
		785	33.3	26.1	3342	3008	128
		<b>1050</b>	<b>33.9</b>	<b>35.6</b>	<b>4405</b>	<b>3964</b>	<b>124</b>
		1170	34.1	39.9	4838	4354	121
		2100	36.0	75.5	8311	7480	110
		3000	37.5	112.6	11481	10333	102
BXRE-30C4001-B-8x	70	350	32.7	11.4	2353	2117	206
		525	33.3	17.5	3410	3069	195
		<b>700</b>	<b>33.9</b>	<b>23.7</b>	<b>4481</b>	<b>4033</b>	<b>189</b>
		900	34.5	31.0	5622	5060	181
		1400	36.0	50.4	8455	7610	168
		2000	37.5	75.1	11681	10513	156
BXRE-30C4001-C-8x	70	525	32.7	17.2	3518	3166	205
		785	33.3	26.1	5084	4576	195
		<b>1050</b>	<b>33.9</b>	<b>35.6</b>	<b>6701</b>	<b>6031</b>	<b>188</b>
		1170	34.1	39.9	7360	6624	184
		2100	36.0	75.5	12643	11379	167
		3000	37.5	112.6	17467	15720	155
BXRE-30E4000-B-8x	80	350	32.7	11.4	2247	2022	196
		525	33.3	17.5	3257	2931	186
		<b>700</b>	<b>33.9</b>	<b>23.7</b>	<b>4280</b>	<b>3852</b>	<b>181</b>
		900	34.5	31.0	5369	4832	173
		1400	36.0	50.4	8075	7268	160
		2000	37.5	75.1	11156	10040	149
BXRE-30E4000-C-8x	80	525	32.7	17.2	3360	3024	196
		785	33.3	26.1	4856	4370	186
		<b>1050</b>	<b>33.9</b>	<b>35.6</b>	<b>6400</b>	<b>5760</b>	<b>180</b>
		1170	34.1	39.9	7030	6327	176
		2100	36.0	75.5	12075	10868	160
		3000	37.5	112.6	16682	15013	148
BXRE-30G4000-B-8x	90	350	32.7	11.4	1824	1641	159
		525	33.3	17.5	2644	2379	151
		<b>700</b>	<b>33.9</b>	<b>23.7</b>	<b>3474</b>	<b>3127</b>	<b>147</b>
		900	34.5	31.0	4359	3923	140
		1400	36.0	50.4	6555	5900	130
		2000	37.5	75.1	9056	8150	121

Notes for Table 3:

1. Alternate drive currents in Table 3 are provided for reference only and are not a guarantee of performance.
2. Bridgelux maintains a ± 7% tolerance on flux measurements.
3. Typical stabilized DC performance values are provided as reference only and are not a guarantee of performance.

# Performance at Commonly Used Drive Currents

**Table 3:** Product Performance at Commonly Used Drive Currents (Continued)

Part Number	CRI	Drive Current <sup>1</sup> (mA)	Typical V <sub>f</sub> T <sub>c</sub> = 25°C (V)	Typical Power T <sub>c</sub> = 25°C (W)	Typical Flux <sup>2</sup> T <sub>c</sub> = 25°C (lm)	Typical DC Flux <sup>3</sup> T <sub>c</sub> = 85°C (lm)	Typical Efficacy T <sub>c</sub> = 25°C (lm/W)
BXRE-30G4000-C-8x	90	525	32.7	17.2	2727	2455	159
		785	33.3	26.1	3942	3548	151
		<b>1050</b>	<b>33.9</b>	<b>35.6</b>	<b>5195</b>	<b>4676</b>	<b>146</b>
		1170	34.1	39.9	5706	5136	143
		2100	36.0	75.5	9802	8822	130
		3000	37.5	112.6	13542	12187	120
BXRE-30G40H0-B-8x	90	350	32.7	11.4	1910	1719	167
		525	33.3	17.5	2768	2492	158
		<b>700</b>	<b>33.9</b>	<b>23.7</b>	<b>3638</b>	<b>3274</b>	<b>153</b>
		900	34.5	31.0	4564	4108	147
		1400	36.0	50.4	6864	6178	136
		2000	37.5	75.1	9482	8534	126
BXRE-30G40H0-C-8x	90	525	32.7	17.2	2856	2570	166
		785	33.3	26.1	4127	3715	158
		<b>1050</b>	<b>33.9</b>	<b>35.6</b>	<b>5440</b>	<b>4896</b>	<b>153</b>
		1170	34.1	39.9	5975	5378	150
		2100	36.0	75.5	10264	9238	136
		3000	37.5	112.6	14179	12761	126
BXRE-30H4000-B-8x	97	350	32.7	11.4	1652	1487	144
		525	33.3	17.5	2395	2155	137
		<b>700</b>	<b>33.9</b>	<b>23.7</b>	<b>3147</b>	<b>2832</b>	<b>133</b>
		900	34.5	31.0	3948	3553	127
		1400	36.0	50.4	5938	5344	118
		2000	37.5	75.1	8203	7383	109
BXRE-30H4000-C-8x	97	525	32.7	17.2	2470	2223	144
		785	33.3	26.1	3570	3213	137
		<b>1050</b>	<b>33.9</b>	<b>35.6</b>	<b>4706</b>	<b>4235</b>	<b>132</b>
		1170	34.1	39.9	5169	4652	129
		2100	36.0	75.5	8879	7991	118
		3000	37.5	112.6	12266	11039	109
BXRE-35E4000-B-8x	80	350	32.7	11.4	2300	2070	201
		525	33.3	17.5	3334	3000	191
		<b>700</b>	<b>33.9</b>	<b>23.7</b>	<b>4381</b>	<b>3943</b>	<b>185</b>
		900	34.5	31.0	5496	4946	177
		1400	36.0	50.4	8265	7439	164
		2000	37.5	75.1	11418	10276	152
BXRE-35E4000-C-8x	80	525	32.7	17.2	3439	3095	200
		785	33.3	26.1	4970	4473	190
		<b>1050</b>	<b>33.9</b>	<b>35.6</b>	<b>6551</b>	<b>5896</b>	<b>184</b>
		1170	34.1	39.9	7195	6476	180
		2100	36.0	75.5	12359	11123	164
		3000	37.5	112.6	17074	15367	152

Notes for Table 3:

1. Alternate drive currents in Table 3 are provided for reference only and are not a guarantee of performance.
2. Bridgelux maintains a ± 7% tolerance on flux measurements.
3. Typical stabilized DC performance values are provided as reference only and are not a guarantee of performance.

# Performance at Commonly Used Drive Currents

**Table 3:** Product Performance at Commonly Used Drive Currents (Continued)

Part Number	CRI	Drive Current <sup>1</sup> (mA)	Typical V <sub>f</sub> T <sub>c</sub> = 25°C (V)	Typical Power T <sub>c</sub> = 25°C (W)	Typical Flux <sup>2</sup> T <sub>c</sub> = 25°C (lm)	Typical DC Flux <sup>3</sup> T <sub>c</sub> = 85°C (lm)	Typical Efficacy T <sub>c</sub> = 25°C (lm/W)
BXRE-35G4000-B-8x	90	350	32.7	11.4	1890	1701	165
		525	33.3	17.5	2740	2466	157
		<b>700</b>	<b>33.9</b>	<b>23.7</b>	<b>3600</b>	<b>3240</b>	<b>152</b>
		900	34.5	31.0	4517	4065	145
		1400	36.0	50.4	6793	6113	135
		2000	37.5	75.1	9384	8446	125
BXRE-35G4000-C-8x	90	525	32.7	17.2	2826	2544	165
		785	33.3	26.1	4085	3676	156
		<b>1050</b>	<b>33.9</b>	<b>35.6</b>	<b>5384</b>	<b>4845</b>	<b>151</b>
		1170	34.1	39.9	5913	5322	148
		2100	36.0	75.5	10157	9142	134
		3000	37.5	112.6	14032	12629	125
BXRE-40C4001-B-8x	70	350	32.7	11.4	2419	2177	211
		525	33.3	17.5	3506	3155	201
		<b>700</b>	<b>33.9</b>	<b>23.7</b>	<b>4607</b>	<b>4147</b>	<b>194</b>
		900	34.5	31.0	5780	5202	186
		1400	36.0	50.4	8693	7824	173
		2000	37.5	75.1	12009	10808	160
BXRE-40C4001-C-8x	70	525	32.7	17.2	3617	3255	211
		785	33.3	26.1	5227	4704	200
		<b>1050</b>	<b>33.9</b>	<b>35.6</b>	<b>6889</b>	<b>6200</b>	<b>194</b>
		1170	34.1	39.9	7567	6810	190
		2100	36.0	75.5	12999	11699	172
		3000	37.5	112.6	17957	16162	159
BXRE-40E4000-B-8x	80	350	32.7	11.4	2313	2082	202
		525	33.3	17.5	3353	3017	192
		<b>700</b>	<b>33.9</b>	<b>23.7</b>	<b>4406</b>	<b>3965</b>	<b>186</b>
		900	34.5	31.0	5527	4974	178
		1400	36.0	50.4	8313	7482	165
		2000	37.5	75.1	11484	10336	153
BXRE-40E4000-C-8x	80	525	32.7	17.2	3459	3113	202
		785	33.3	26.1	4999	4499	191
		<b>1050</b>	<b>33.9</b>	<b>35.6</b>	<b>6588</b>	<b>5929</b>	<b>185</b>
		1170	34.1	39.9	7236	6513	181
		2100	36.0	75.5	12430	11187	165
		3000	37.5	112.6	17172	15455	152
BXRE-40G4000-B-8x	90	350	32.7	11.4	1930	1737	169
		525	33.3	17.5	2797	2517	160
		<b>700</b>	<b>33.9</b>	<b>23.7</b>	<b>3676</b>	<b>3308</b>	<b>155</b>
		900	34.5	31.0	4611	4150	149
		1400	36.0	50.4	6935	6242	138
		2000	37.5	75.1	9581	8623	128

Notes for Table 3:

1. Alternate drive currents in Table 3 are provided for reference only and are not a guarantee of performance.
2. Bridgelux maintains a ± 7% tolerance on flux measurements.
3. Typical stabilized DC performance values are provided as reference only and are not a guarantee of performance.

# Performance at Commonly Used Drive Currents

**Table 3:** Product Performance at Commonly Used Drive Currents (Continued)

Part Number	CRI	Drive Current <sup>1</sup> (mA)	Typical V <sub>f</sub> T <sub>c</sub> = 25°C (V)	Typical Power T <sub>c</sub> = 25°C (W)	Typical Flux <sup>2</sup> T <sub>c</sub> = 25°C (lm)	Typical DC Flux <sup>3</sup> T <sub>c</sub> = 85°C (lm)	Typical Efficacy T <sub>c</sub> = 25°C (lm/W)
BXRE-40G4000-C-8x	90	525	32.7	17.2	2885	2597	168
		785	33.3	26.1	4170	3753	160
		<b>1050</b>	<b>33.9</b>	<b>35.6</b>	<b>5496</b>	<b>4947</b>	<b>155</b>
		1170	34.1	39.9	6037	5433	151
		2100	36.0	75.5	10370	9333	137
		3000	37.5	112.6	14327	12894	127
BXRE-50C4001-B-8x	70	350	32.7	11.4	2432	2189	213
		525	33.3	17.5	3525	3173	202
		<b>700</b>	<b>33.9</b>	<b>23.7</b>	<b>4632</b>	<b>4169</b>	<b>195</b>
		900	34.5	31.0	5811	5230	187
		1400	36.0	50.4	8740	7866	174
		2000	37.5	75.1	12075	10867	161
BXRE-50C4001-C-8x	70	525	32.7	17.2	3636	3273	212
		785	33.3	26.1	5256	4730	201
		<b>1050</b>	<b>33.9</b>	<b>35.6</b>	<b>6927</b>	<b>6234</b>	<b>195</b>
		1170	34.1	39.9	7609	6848	191
		2100	36.0	75.5	13070	11763	173
		3000	37.5	112.6	18055	16250	160
BXRE-50E4001-B-8x	80	350	32.7	11.4	2339	2105	205
		525	33.3	17.5	3391	3052	194
		<b>700</b>	<b>33.9</b>	<b>23.7</b>	<b>4456</b>	<b>4011</b>	<b>188</b>
		900	34.5	31.0	5590	5031	180
		1400	36.0	50.4	8408	7567	167
		2000	37.5	75.1	11615	10454	155
BXRE-50E4001-C-8x	80	525	32.7	17.2	3498	3148	204
		785	33.3	26.1	5056	4550	194
		<b>1050</b>	<b>33.9</b>	<b>35.6</b>	<b>6664</b>	<b>5997</b>	<b>187</b>
		1170	34.1	39.9	7319	6587	183
		2100	36.0	75.5	12572	11315	166
		3000	37.5	112.6	17369	15632	154
BXRE-50G4001-B-8x	90	350	32.7	11.4	2022	1820	177
		525	33.3	17.5	2931	2638	168
		<b>700</b>	<b>33.9</b>	<b>23.7</b>	<b>3852</b>	<b>3467</b>	<b>163</b>
		900	34.5	31.0	4832	4349	156
		1400	36.0	50.4	7268	6541	144
		2000	37.5	75.1	10040	9036	134
BXRE-50G4001-C-8x	90	525	32.7	17.2	3024	2721	176
		785	33.3	26.1	4370	3933	167
		<b>1050</b>	<b>33.9</b>	<b>35.6</b>	<b>5760</b>	<b>5184</b>	<b>162</b>
		1170	34.1	39.9	6327	5694	159
		2100	36.0	75.5	10868	9781	144
		3000	37.5	112.6	15013	13512	133

Notes for Table 3:

1. Alternate drive currents in Table 3 are provided for reference only and are not a guarantee of performance.
2. Bridgelux maintains a ± 7% tolerance on flux measurements.
3. Typical stabilized DC performance values are provided as reference only and are not a guarantee of performance.

# Performance at Commonly Used Drive Currents

**Table 3:** Product Performance at Commonly Used Drive Currents (Continued)

Part Number	CRI	Drive Current <sup>1</sup> (mA)	Typical V <sub>f</sub> T <sub>c</sub> = 25°C (V)	Typical Power T <sub>c</sub> = 25°C (W)	Typical Flux <sup>2</sup> T <sub>c</sub> = 25°C (lm)	Typical DC Flux <sup>3</sup> T <sub>c</sub> = 85°C (lm)	Typical Efficacy T <sub>c</sub> = 25°C (lm/W)
BXRE-57C4001-B-8x	70	350	32.7	11.4	2366	2129	207
		525	33.3	17.5	3429	3086	196
		<b>700</b>	<b>33.9</b>	<b>23.7</b>	<b>4507</b>	<b>4056</b>	<b>190</b>
		900	34.5	31.0	5654	5088	182
		1400	36.0	50.4	8503	7653	169
		2000	37.5	75.1	11746	10572	156
BXRE-57C4001-C-8x	70	525	32.7	17.2	3538	3184	206
		785	33.3	26.1	5113	4602	196
		<b>1050</b>	<b>33.9</b>	<b>35.6</b>	<b>6739</b>	<b>6065</b>	<b>190</b>
		1170	34.1	39.9	7402	6662	185
		2100	36.0	75.5	12714	11443	168
		3000	37.5	112.6	17565	15808	156
BXRE-57E4001-B-8x	80	350	32.7	11.4	2247	2022	196
		525	33.3	17.5	3257	2931	186
		<b>700</b>	<b>33.9</b>	<b>23.7</b>	<b>4280</b>	<b>3852</b>	<b>181</b>
		900	34.5	31.0	5369	4832	173
		1400	36.0	50.4	8075	7268	160
		2000	37.5	75.1	11156	10040	149
BXRE-57E4001-C-8x	80	525	32.7	17.2	3360	3024	196
		785	33.3	26.1	4856	4370	186
		<b>1050</b>	<b>33.9</b>	<b>35.6</b>	<b>6400</b>	<b>5760</b>	<b>180</b>
		1170	34.1	39.9	7030	6327	176
		2100	36.0	75.5	12075	10868	160
		3000	37.5	112.6	16682	15013	148
BXRE-65C4001-B-8x	70	350	32.7	11.4	2366	2129	207
		525	33.3	17.5	3429	3086	196
		<b>700</b>	<b>33.9</b>	<b>23.7</b>	<b>4507</b>	<b>4056</b>	<b>190</b>
		900	34.5	31.0	5654	5088	182
		1400	36.0	50.4	8503	7653	169
		2000	37.5	75.1	11746	10572	156
BXRE-65C4001-C-8x	70	525	32.7	17.2	3538	3184	206
		785	33.3	26.1	5113	4602	196
		<b>1050</b>	<b>33.9</b>	<b>35.6</b>	<b>6739</b>	<b>6065</b>	<b>190</b>
		1170	34.1	39.9	7402	6662	185
		2100	36.0	75.5	12714	11443	168
		3000	37.5	112.6	17565	15808	156
BXRE-65E4001-B-8x	80	350	32.7	11.4	2273	2046	199
		525	33.3	17.5	3295	2966	189
		<b>700</b>	<b>33.9</b>	<b>23.7</b>	<b>4330</b>	<b>3897</b>	<b>183</b>
		900	34.5	31.0	5432	4889	175
		1400	36.0	50.4	8170	7353	162
		2000	37.5	75.1	11287	10158	150

Notes for Table 3:

1. Alternate drive currents in Table 3 are provided for reference only and are not a guarantee of performance.
2. Bridgelux maintains a ± 7% tolerance on flux measurements.
3. Typical stabilized DC performance values are provided as reference only and are not a guarantee of performance.

# Performance at Commonly Used Drive Currents

**Table 3:** Product Performance at Commonly Used Drive Currents (Continued)

Part Number	CRI	Drive Current <sup>1</sup> (mA)	Typical $V_f$ $T_c = 25^\circ\text{C}$ (V)	Typical Power $T_c = 25^\circ\text{C}$ (W)	Typical Flux <sup>2</sup> $T_c = 25^\circ\text{C}$ (lm)	Typical DC Flux <sup>3</sup> $T_c = 85^\circ\text{C}$ (lm)	Typical Efficacy $T_c = 25^\circ\text{C}$ (lm/W)
BXRE-65E4001-C-8x	80	525	32.7	17.2	3399	3059	198
		785	33.3	26.1	4913	4422	188
		<b>1050</b>	<b>33.9</b>	<b>35.6</b>	<b>6475</b>	<b>5828</b>	<b>182</b>
		1170	34.1	39.9	7112	6401	178
		2100	36.0	75.5	12217	10996	162
		3000	37.5	112.6	16878	15190	150

Notes for Table 3:

1. Alternate drive currents in Table 3 are provided for reference only and are not a guarantee of performance.
2. Bridgelux maintains a  $\pm 7\%$  tolerance on flux measurements.
3. Typical stabilized DC performance values are provided as reference only and are not a guarantee of performance.

# Electrical Characteristics

**Table 4:** Electrical Characteristics

Part Number	Drive Current (mA)	Forward Voltage Pulsed, $T_c = 25^\circ\text{C}$ (V) <sup>1, 2, 3, 8</sup>			Typical Coefficient of Forward Voltage <sup>4</sup> $\Delta V_f / \Delta T_c$ (mV/ $^\circ\text{C}$ )	Typical Thermal Resistance Junction to Case <sup>5,6</sup> $R_{j-c}$ ( $^\circ\text{C}/\text{W}$ )	Driver Selection Voltages <sup>7</sup> (V)	
		Minimum	Typical	Maximum			$V_f$ Min. Hot $T_c = 105^\circ\text{C}$ (V)	$V_f$ Max. Cold $T_c = -40^\circ\text{C}$ (V)
BXRE-xxx400x-B-8x	700	31.4	33.9	36.4	-10.93	0.14	30.5	37.2
	2000	34.7	37.5	40.3	-12.10	0.23	33.7	41.1
BXRE-xxx400x-C-8x	1050	31.4	33.9	36.4	-10.93	0.12	30.5	37.2
	3000	34.7	37.5	40.3	-12.10	0.20	33.7	41.1

Notes for Table 4:

- Parts are tested in pulsed conditions.  $T_c = 25^\circ\text{C}$ . Pulse width is 10ms.
- Voltage minimum and maximum are provided for reference only and are not a guarantee of performance.
- Bridgelux maintains a tester tolerance of  $\pm 0.10\text{V}$  on forward voltage measurements.
- Typical coefficient of forward voltage tolerance is  $\pm 0.1\text{mV}$  for nominal current.
- Thermal resistance values are based from test data of a 3000K 80 CRI product.
- Thermal resistance value was calculated using total electrical input power; optical power was not subtracted from input power. The thermal interface material used during testing is not included in the thermal resistance value.
- $V_f$  min hot and max cold values are provided as reference only and are not guaranteed by test. These values are provided to aid in driver design and selection over the operating range of the product.
- This product has been designed and manufactured per IEC 62031:2018. This product has passed dielectric withstand voltage testing at 1140 V. The working voltage designated for the insulation is 70V d.c. The maximum allowable voltage across the array must be determined in the end product application.



# Eye Safety

**Table 5:** Eye Safety Risk Group (RG) Classifications

Part Number	Drive Current (mA)	CCT <sup>5</sup>			
		2700K/3000K	4000K <sup>2</sup>	5000K <sup>3</sup>	6500K <sup>4</sup>
BXRE-xxx400x-B-8x	1440	RG1	RG1	RG1	RG1
	2000	RG1	RG1	RG1	RG2
BXRE-xxx400x-C-8x	1440	RG1	RG1	RG1	RG1
	1995	RG1	RG1	RG1	RG2
	2650	RG1	RG1	RG2	RG2
	3000	RG1	RG2	RG2	RG2

Notes for Table 5:

1. Eye safety classification for the use of Bridgelux V Series LED arrays is in accordance with specification IEC/TR 62778: Application of IEC 62471 for the assessment of blue light hazard to light sources and luminaires.
2. For products classified as RG2 at 4000K, Ethr= 1980 lx.
3. For products classified as RG2 at 5000K Ethr= 1530 lx.
4. For products classified as RG2 at 6500K, Ethr= 1170 lx.
5. Please contact your Bridgelux sales representative for Ethr values at specific drive currents and CCTs not listed.

# Absolute Maximum Ratings

**Table 6:** Maximum Ratings

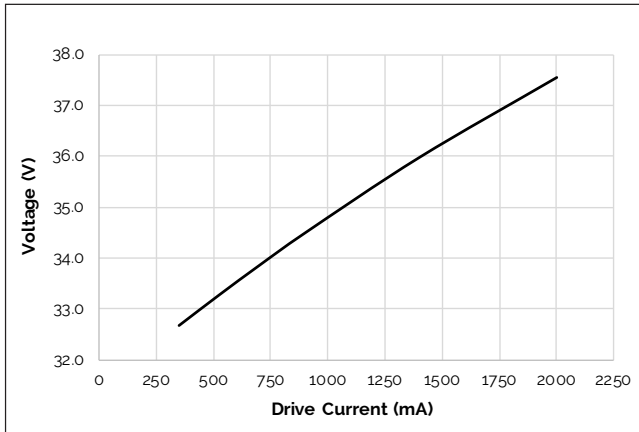
Parameter	Maximum Rating	
LED Junction Temperature ( $T_j$ )	150°C	
Storage Temperature	-40°C to +105°C	
Operating Case Temperature <sup>1</sup> ( $T_c$ )	105°C	
Soldering Temperature <sup>2</sup>	300°C or lower for a maximum of 6 seconds	
	BXRE-xxx400x-B-8x	BXRE-xxx400x-C-8x
Maximum Drive Current <sup>3</sup>	2000 mA	3000 mA
Maximum Peak Pulsed Drive Current <sup>4</sup>	2240 mA	3360 mA
Maximum Reverse Voltage <sup>5</sup>	-60V	-60V

Notes for Table 6:

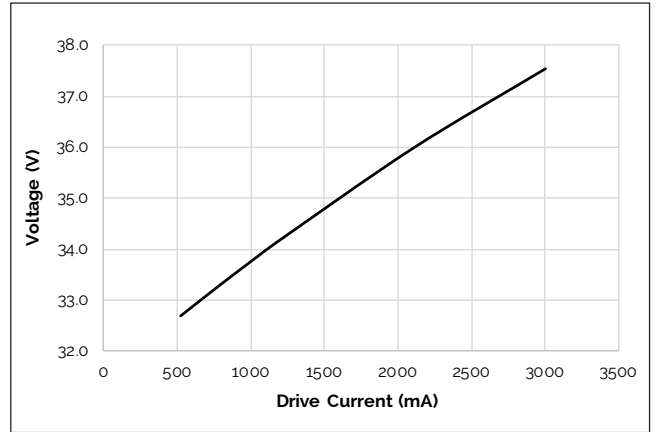
1. For IEC 62717 requirement, please consult your Bridgelux sales representative.
2. Refer to Bridgelux Application Note AN101: Handling and Assembly of Bridgelux V Series LED Arrays
3. Arrays may be driven at higher currents however lumen maintenance may be reduced and warranty will not apply.
4. Bridgelux recommends a maximum duty cycle of 10% and pulse width of 20 ms when operating LED Arrays at maximum peak pulsed current specified. Maximum peak pulsed currents indicate values where LED Arrays can be driven without catastrophic failures.
5. Light emitting diodes are not designed to be driven in reverse voltage and will not produce light under this condition. Maximum rating provided for reference only.

# Performance Curves

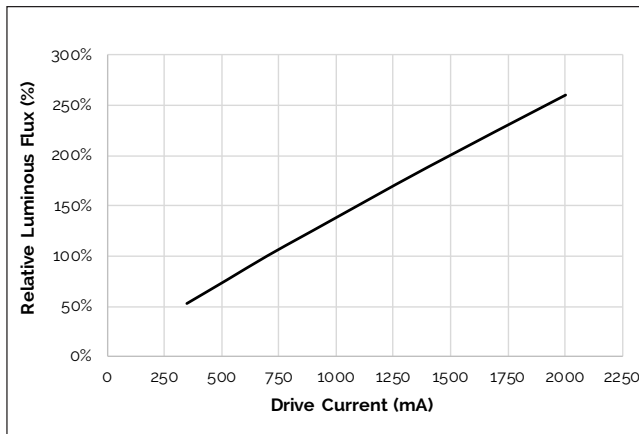
**Figure 1: V18B Drive Current vs. Voltage**



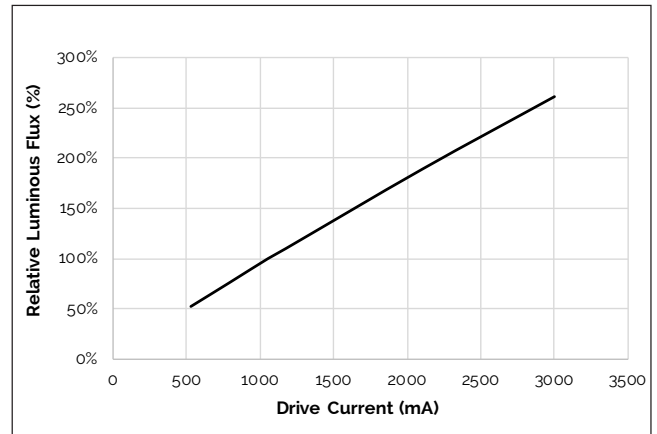
**Figure 2: V18C Drive Current vs. Voltage**



**Figure 3: V18B Typical Relative Flux vs. Current**



**Figure 4: V18C Typical Relative Flux vs. Current**

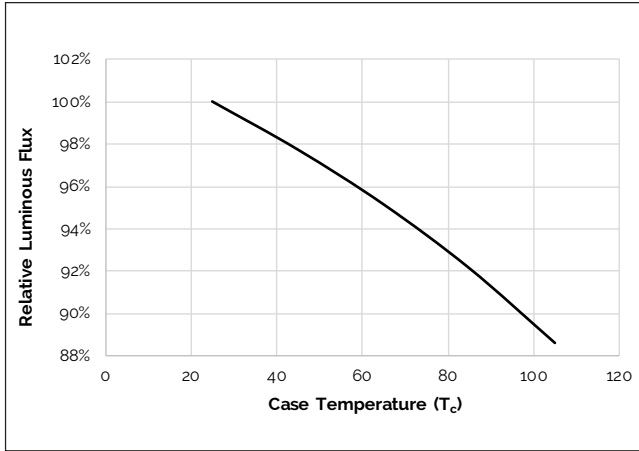


Notes for Figures 1-4:

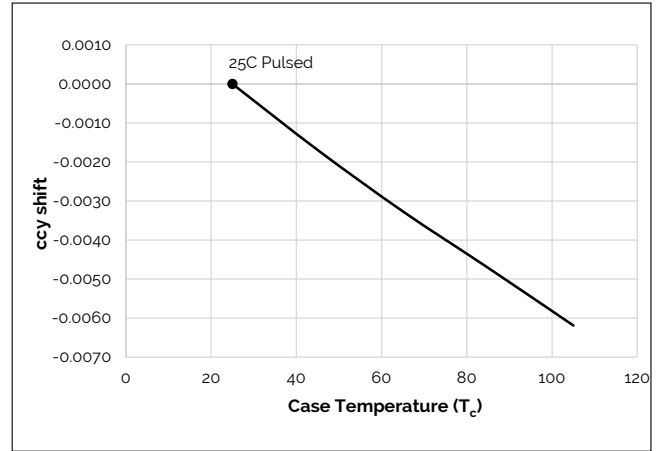
1. Bridgelux does not recommend driving high power LEDs at low currents. Doing so may produce unpredictable results. Pulse width modulation (PWM) is recommended for dimming effects.
2. Products tested under pulsed condition (10ms pulse width) at nominal test current where  $T_j$  (junction temperature) -  $T_c$  (case temperature) = 25°C.

# Performance Curves

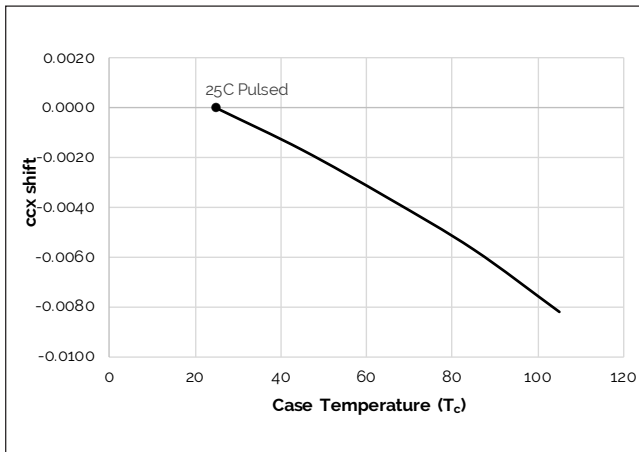
**Figure 5: Typical DC Flux vs. Case Temperature**



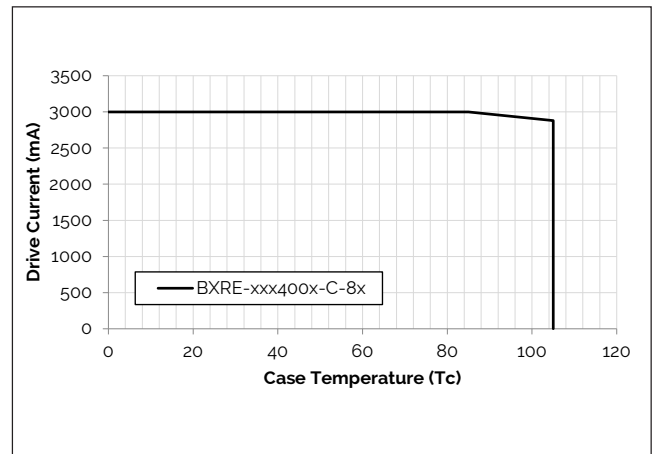
**Figure 6: Typical DC ccy Shift vs. Case Temperature**



**Figure 7: Typical DC ccx Shift vs. Case Temperature**



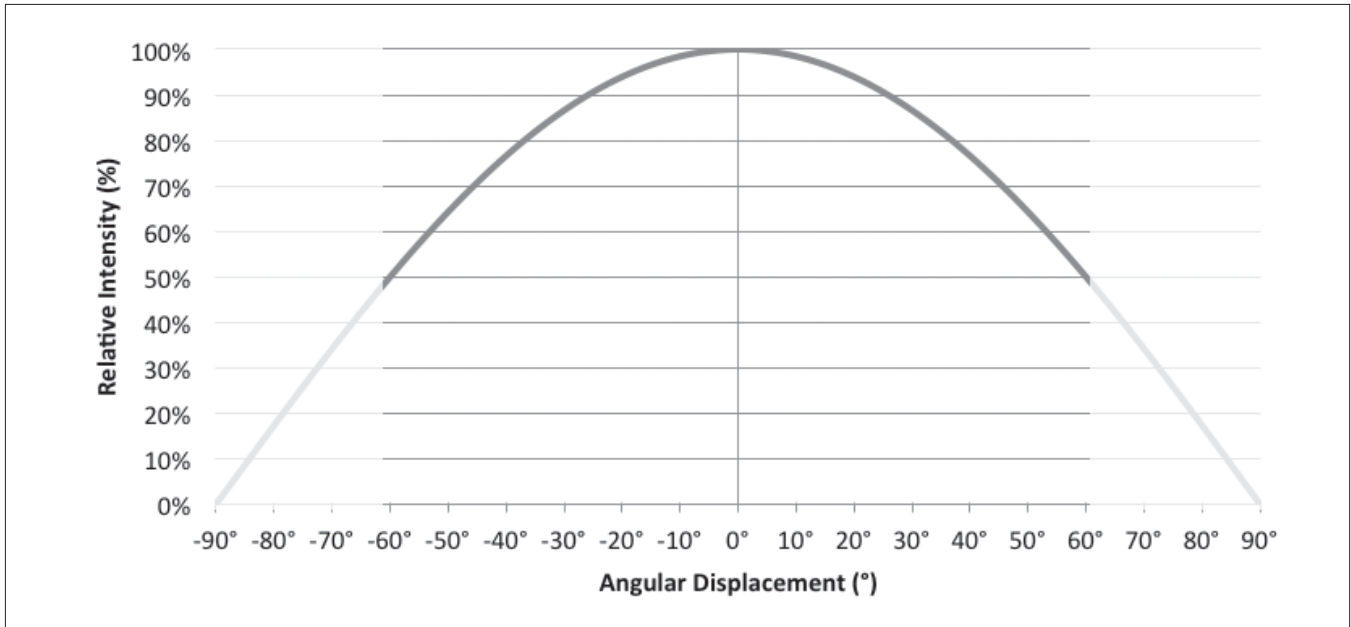
**Figure 8: Derating Curve**



Note for Figures 5-7:  
 1. Characteristics shown for warm White.

# Typical Radiation Pattern

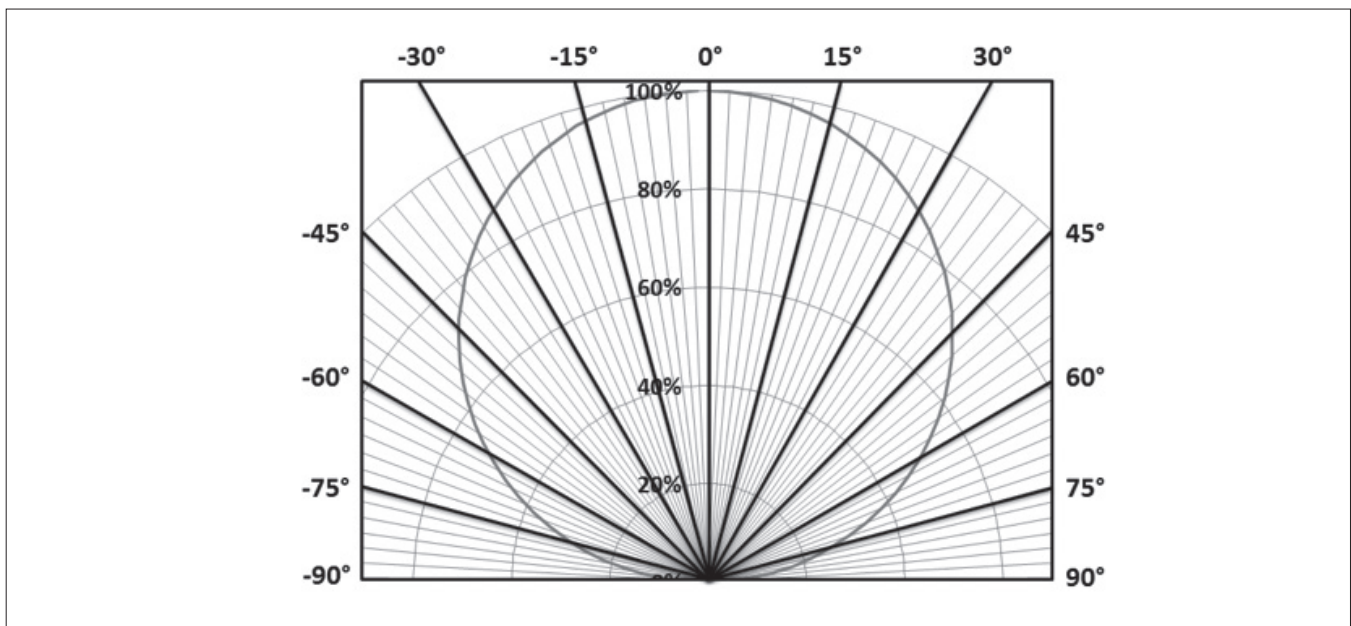
Figure 9: Typical Spatial Radiation Pattern



Notes for Figure 9:

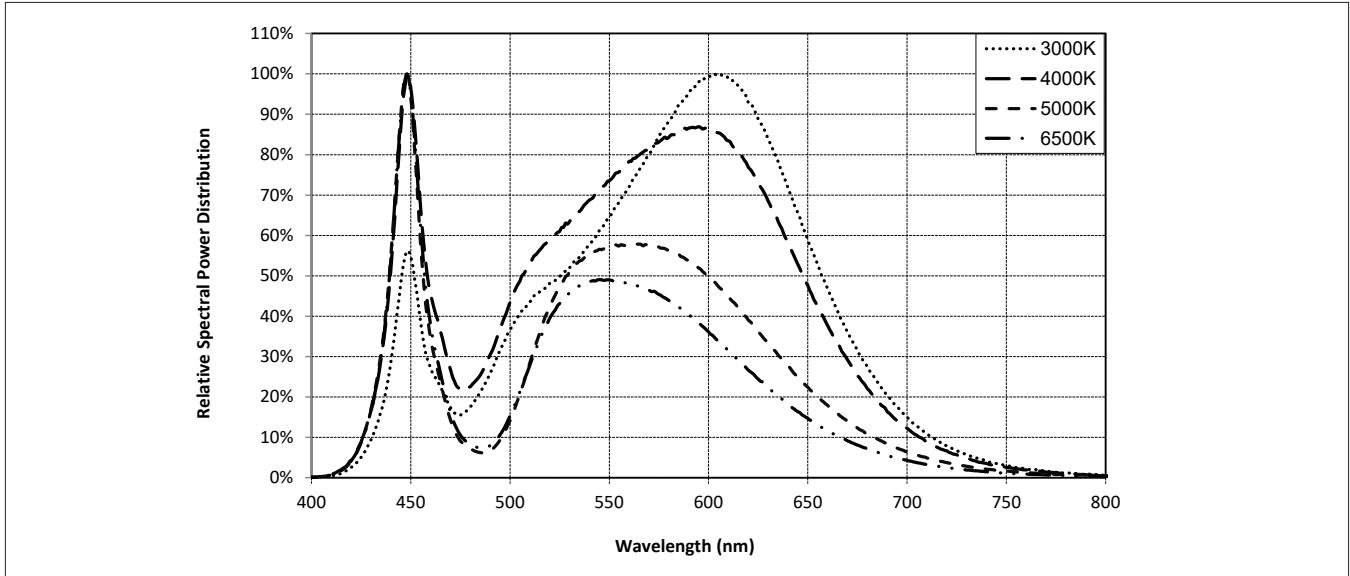
1. Typical viewing angle is 120°.
2. The viewing angle is defined as the off axis angle from the centerline where intensity is ½ of the peak value.

Figure 10: Typical Polar Radiation Pattern



# Typical Color Spectrum

Figure 11: Typical Color Spectrum

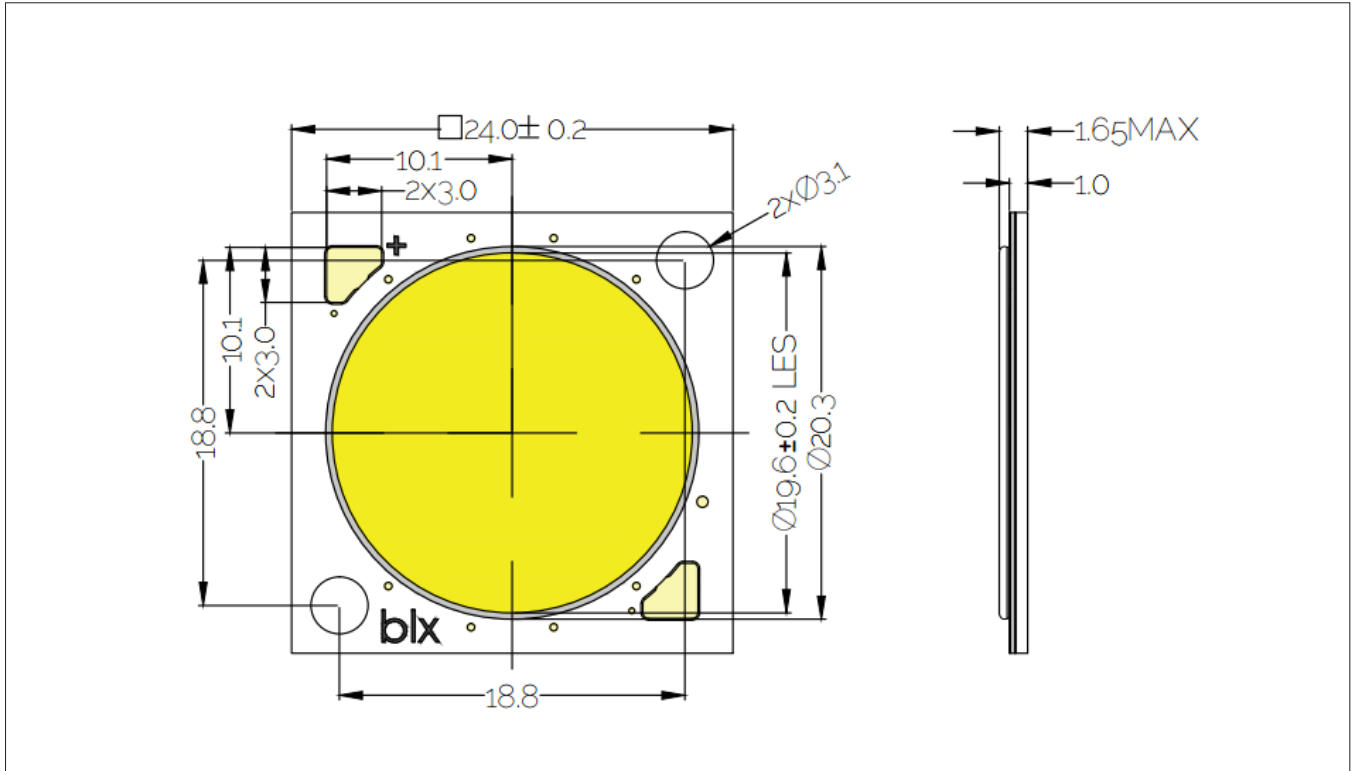


Notes for Figure 11:

1. Color spectra measured at nominal current for  $T_j = T_c = 25^\circ\text{C}$ .
2. Color spectra shown is 3000K and 80 CRI.
3. Color spectra shown is 4000K and 80 CRI.
4. Color spectra shown is 5000K and 70 CRI.
4. Color spectra shown is 6500K and 70 CRI.

# Mechanical Dimensions

Figure 12: Drawing for V18 LED Array

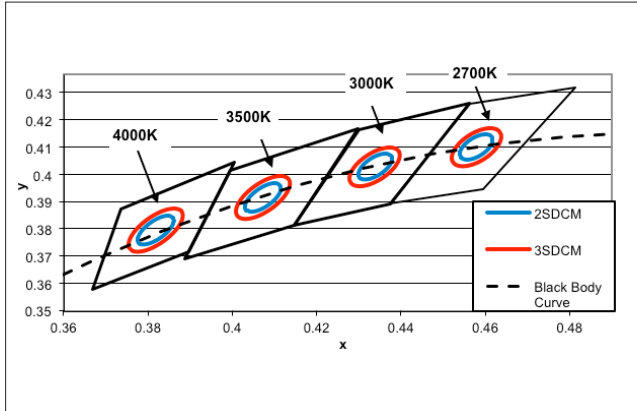


Notes for Figure 12:

1. Drawings are not to scale.
2. Drawing dimensions are in millimeters.
3. Unless otherwise specified, tolerances are  $\pm 0.1$ mm.
4. Solder pad labeled "+" denotes positive contact.
5. Refer to Application Notes AN101 for product handling, mounting and heat sink recommendations.
6. The optical center of the LED Array is nominally defined by the mechanical center of the array to a tolerance of  $\pm 0.2$ mm.
7. Bridgelux maintains a flatness of  $0.10$ mm across the mounting surface of the array.

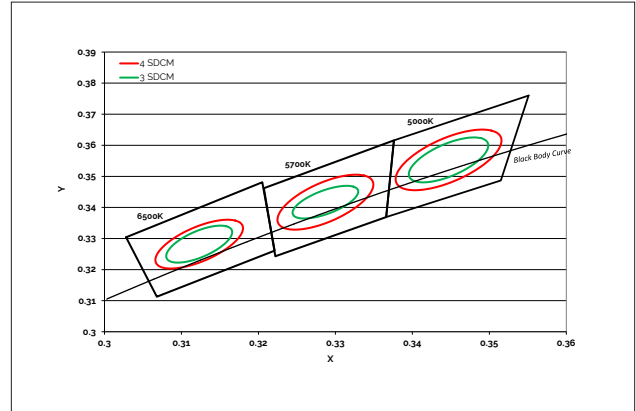
# Color Binning Information

**Figure 13: Warm and Neutral White Test Bins in xy Color Space**



Note: Pulsed Test Conditions,  $T_c = 25^\circ\text{C}$

**Figure 14: Cool White Test Bins in xy Color Space**



**Table 7: Warm and Neutral White xy Bin Coordinates and Associated Typical CCT**

Bin Code	2700K	3000K	3500K	4000K
ANSI Bin (for reference only)	(2580K - 2870K)	(2870K - 3220K)	(3220K - 3710K)	(3710K - 4260K)
83 (3 SDCM)	(2651K - 2794K)	(2968K - 3136K)	(3369K - 3586K)	(3851K - 4130K)
82 (2 SDCM)	(2674K - 2769K)	(2995K - 3107K)	(3404K - 3548K)	(3895K - 4081K)
Center Point (x,y)	(0.4578, 0.4101)	(0.4338, 0.403)	(0.4073, 0.3917)	(0.3818, 0.3797)

**Table 8: Cool White xy Bin Coordinates and Associated Typical CCT (product is hot targeted to  $T_c = 85^\circ\text{C}$ )**

Bin Code	5000K	5700K	6500K
ANSI Bin (for reference only)	(4745K - 5311K)	(5312K - 6022K)	(6022K - 7042K)
84 (4 SDCM)	(4801K - 5282K)	(5395K - 5970K)	(6200K - 6910K)
83 (3 SDCM)	(4835K - 5215K)	(5460K - 5891K)	(6279K - 6811K)
Center Point (x,y)	(0.3447, 0.3553)	(0.3287, 0.3417)	(0.3123, 0.3282)

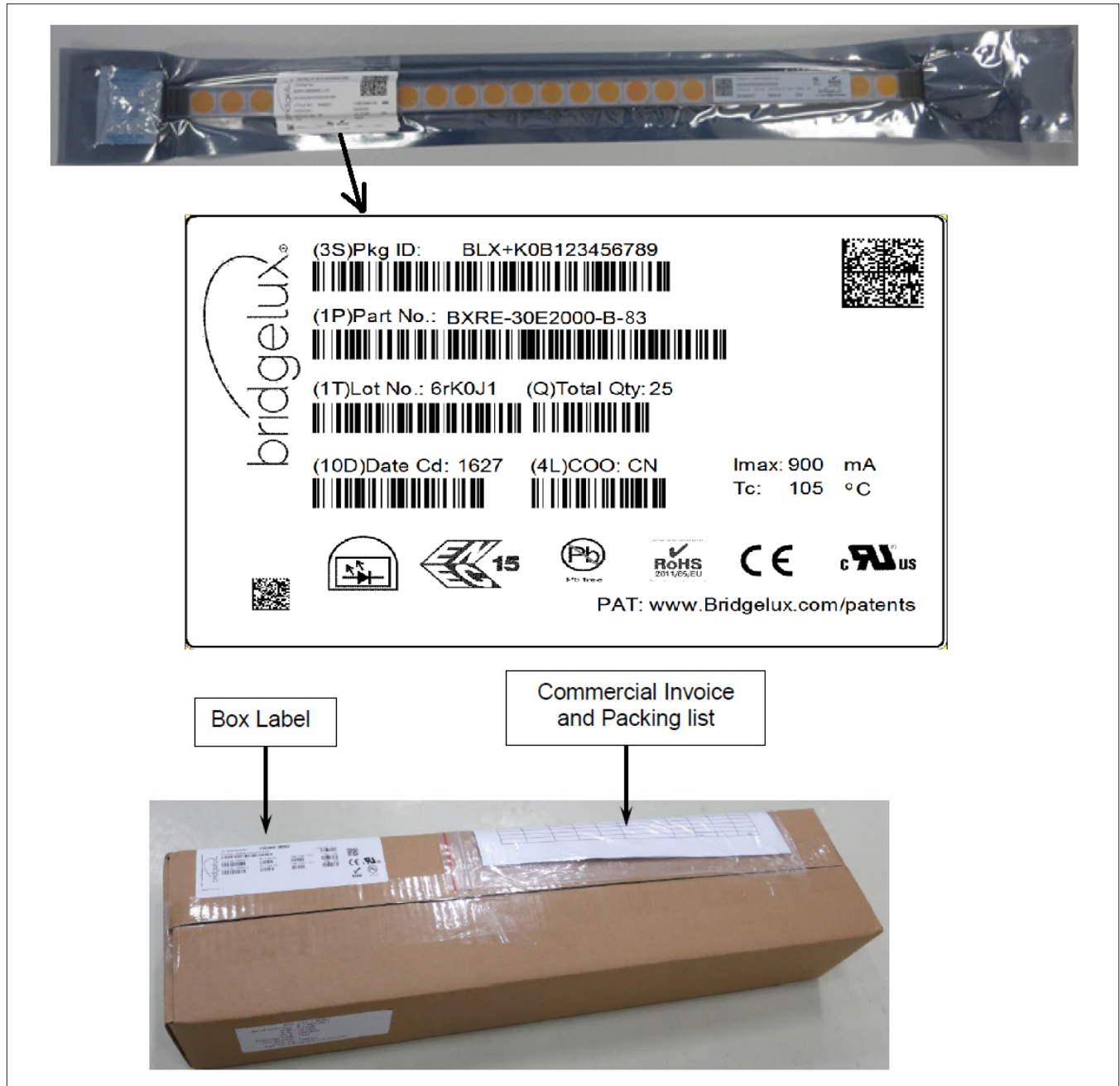
Note for Tables 7-8:

1. Bridgelux maintains a tolerance of +/- 0.007 on x and y color coordinates in the CIE 1931 color Space.



# Packaging and Labeling

Figure 15: Drawing for V18 Packaging Tube




Notes for Figure 15

1. Each tube holds 20 V18 COB arrays.
2. One tube is sealed in an anti-static bag. Four bags are placed in a shipping box. Depending on quantities ordered, a bigger shipping box, containing four boxes may be used to ship products.
3. Each bag and box is to be labeled as shown above.
4. Dimensions for each tube are 26.3 (W) x 9.5(H) x 510 (L). Dimensions for the anti-static bag are 75 (W) x 615 (L) x 3.1 (T) mm. Dimensions for the shipping box are 58.7 x 13.3 x 7.9 cm

# Packaging and Labeling

**Figure 16: Gen. 8 Product Labeling**

Bridgelux COB arrays have laser markings on the back side of the substrate to help with product identification. In addition to the product identification markings, Bridgelux COB arrays also contain markings for internal Bridgelux manufacturing use only. The image below shows which markings are for customer use and which ones are for Bridgelux internal use only. The Bridgelux internal manufacturing markings are subject to change without notice, however these will not impact the form, function or performance of the COB array.



# Design Resources

## Application Notes

Bridgelux has developed a comprehensive set of application notes and design resources to assist customers in successfully designing with the V Series product family of LED array products. For all available application notes visit [www.bridgelux.com](http://www.bridgelux.com).

## Optical Source Models

Optical source models and ray set files are available for all Bridgelux products. For a list of available formats, visit [www.bridgelux.com](http://www.bridgelux.com).

## 3D CAD Models

Three dimensional CAD models depicting the product outline of all Bridgelux V Series LED arrays are available in both IGS and STEP formats. Please contact your Bridgelux sales representative for assistance.

## LM80

LM80 testing has been completed and the LM80 report is now available. Please contact your Bridgelux sales representative for LM-80 report.

# Precautions

## CAUTION: CHEMICAL EXPOSURE HAZARD

Exposure to some chemicals commonly used in luminaire manufacturing and assembly can cause damage to the LED array. Please consult Bridgelux Application Note AN101 for additional information.

## CAUTION: RISK OF BURN

Do not touch the V Series LED array during operation. Allow the array to cool for a sufficient period of time before handling. The V Series LED array may reach elevated temperatures such that could burn skin when touched.

## CAUTION

### CONTACT WITH LIGHT EMITTING SURFACE (LES)

Avoid any contact with the LES. Do not touch the LES of the LED array or apply stress to the LES (yellow phosphor resin area). Contact may cause damage to the LED array.

Optics and reflectors must not be mounted in contact with the LES (yellow phosphor resin area).

# Disclaimers

## MINOR PRODUCT CHANGE POLICY

The rigorous qualification testing on products offered by Bridgelux provides performance assurance. Slight cosmetic changes that do not affect form, fit, or function may occur as Bridgelux continues product optimization.

## STANDARD TEST CONDITIONS

Unless otherwise stated, array testing is performed at the nominal drive current.

# About Bridgelux: Bridging Light and Life™

At Bridgelux, we help companies, industries and people experience the power and possibility of light. Since 2002, we've designed LED solutions that are high performing, energy efficient, cost effective and easy to integrate. Our focus is on light's impact on human behavior, delivering products that create better environments, experiences and returns—both experiential and financial. And our patented technology drives new platforms for commercial and industrial luminaires.

**For more information about the company, please visit**  
**bridgelux.com**  
**twitter.com/Bridgelux**  
**facebook.com/Bridgelux**  
**youtube.com/user/Bridgelux**  
**linkedin.com/company/bridgelux-inc-\_2**  
**WeChat ID: BridgeluxInChina**



46430 Fremont Boulevard  
Fremont, CA 94538 U.S.A.  
Tel (925) 583-8400  
**www.bridgelux.com**

© 2021 Bridgelux, Inc. All rights reserved. Product specifications are subject to change without notice. Bridgelux, the Bridgelux stylized logo design and Vero are registered trademarks. V Series and Decor Series are trademarks of Bridgelux, Inc. All other trademarks are the property of their respective owners.

**Bridgelux Gen 8 V18 Array Series Product Data Sheet DS415 Rev. B (06/2021)**