



# Bridgelux® Gen. 7 Vg HD Array

Product Data Sheet DS402



# Introduction

## V Series HD



V Series™ HD LED array product, an ultra-high lumen density COB product line, is designed for high intensity spotlights used in commercial and retail settings. V Series HD arrays offer industry leading color over angle uniformity, and replace ceramic metal halide lamps by providing equal or greater center beam candle power at lower power and at greater lifetimes. Their tight beam control and exceptional quality of light is well suited for demanding directional spot applications.

The Vg HD LED array is available in a variety of CCT and CRI combinations providing substantial design flexibility and energy efficiencies.

Lighting system designs incorporating these LED arrays deliver increased system level efficacy and longer service life. Typical applications include, but are not limited to, commercial and residential down lights, accent, spot and track lights.

Bridgelux Décor Series™ is our state of the art color line designed specifically for premium applications, producing unmatched LED light quality with brilliant color-rendering options and offer pleasing and inspiring lighting palettes. Bridgelux Décor Series color points are available on Vero® SE Series, Vero® Series, V Series™ and V Series™ HD.

**Décor Series Class A** is based on human response testing, providing color points with a combined GAI and CRI metric.

**Décor Series™ Ultra** products provide a high CRI of 97 and a minimum R9 value of 91, which emphasizes the reds and color tones to which the human eye is most receptive - perfect for the most luxurious retail shops and world renowned museums. Décor Series Ultra is designed as a replacement for halogen.

**Décor Series™ Showcase** is the optimal solution for replacing ceramic metal halide lamps, incorporating the same pure white light with enhanced spectrum coverage and higher efficacy.

### Features

- Efficacy of 134 lm/W typical
- Compact high flux density light source
- Uniform high quality illumination
- Minimum 80, 90 and 95 CRI options
- Streamlined thermal path
- ENERGY STAR® / ANSI compliant color binning structure with 3 SDCM options
- More energy efficient than incandescent, halogen and fluorescent lamps
- Low voltage DC operation
- Instant light with unlimited dimming
- V<sub>f</sub> bin code backside marking

### Benefits

- Enhanced optical control
- Clean white light without pixelation
- High quality true color reproduction
- Significantly reduced thermal resistance and increased operating temperatures
- Uniform consistent white light
- Lower operating costs
- Easy to use with daylight and motion detectors to enable increased energy savings
- Reduced maintenance costs
- Environmentally friendly, no disposal issue

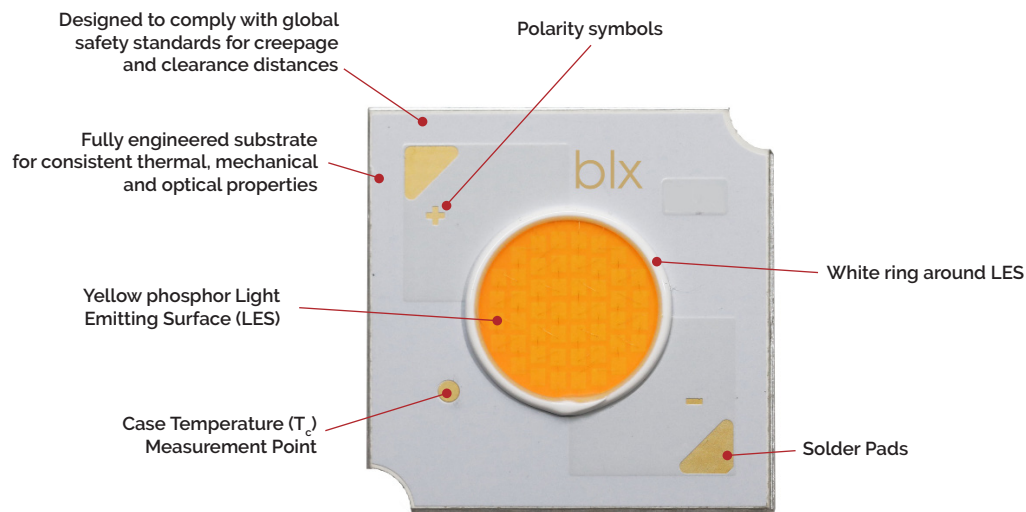
# Contents

|   |    |
|---|----|
| Product Feature Map                           | 2  |
| Product Nomenclature                          | 2  |
| Product Selection Guide                       | 3  |
| European Product Registry for Energy Labeling | 5  |
| Performance at Commonly Used Drive Currents   | 6  |
| Electrical Characteristics                    | 8  |
| Eye Safety                                    | 9  |
| Absolute Maximum Ratings                      | 10 |
| Performance Curves                            | 11 |
| Typical Radiation Pattern                     | 13 |
| Typical Color Spectrum                        | 14 |
| Mechanical Dimensions                         | 15 |
| Color Binning Information                     | 16 |
| Packaging and Labeling                        | 17 |
| Design Resources                              | 19 |
| Precautions                                   | 19 |
| Disclaimers                                   | 19 |
| About Bridgelux                               | 20 |

# Product Feature Map

Bridgelux arrays are fully engineered devices that provide consistent thermal and optical performance on an engineered mechanical platform. The V Series HD arrays are the most compact chip-on-board devices across all of

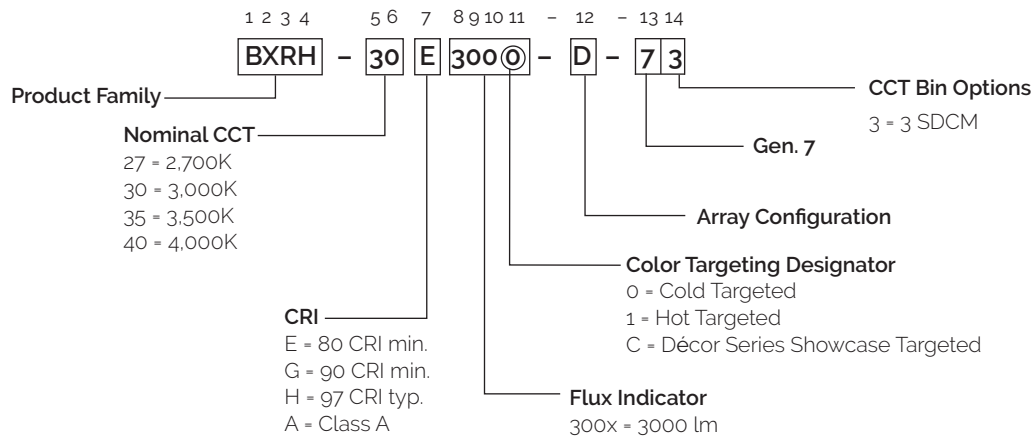
Bridgelux's LED Array products. The arrays incorporate several features to simplify design integration and assembly. Please visit [www.bridgelux.com](http://www.bridgelux.com) for more information on the V Series HD family of products.



Note: Part number and lot codes are scribed on back of array

## Product Nomenclature

The part number designation for Bridgelux V Series HD LED arrays is explained as follows:



# Product Selection Guide

The following product configurations are available:

**Table 1:** Selection Guide, Pulsed Measurement Data ( $T_j = T_c = 25^\circ\text{C}$ )

| Part Number                      | Nominal CCT <sup>1</sup> (K) | CRI <sup>2</sup> | Nominal Drive Current <sup>3</sup> (mA) | Typical Pulsed Flux <sup>4,5,6</sup> $T_c = 25^\circ\text{C}$ (lm) | Minimum Pulsed Flux <sup>6,7</sup> $T_c = 25^\circ\text{C}$ (lm) | Typical $V_f$ (V) | Typical Power (W) | Typical Efficacy (lm/W) |
|----------------------------------|------------------------------|------------------|---|--|--|-------------------|-------------------|-------------------------|
| BXRH-27E3000-D-73                | 2700                         | 80               | 700                                     | 3246   | 2792   | 36.4              | 25.5              | 127                     |
| BXRH-27G3000-D-73                | 2700                         | 90               | 700                                     | 2699   | 2322   | 36.4              | 25.5              | 106                     |
| BXRH-27H3000-D-73                | 2700                         | 97               | 700                                     | 2392   | 2057   | 36.4              | 25.5              | 94                      |
| BXRH-30E3000-D-73                | 3000                         | 80               | 700                                     | 3417   | 2939   | 36.4              | 25.5              | 134                     |
| BXRH-30G3000-D-73                | 3000                         | 90               | 700                                     | 2870   | 2468   | 36.4              | 25.5              | 113                     |
| BXRH-30G300C-D-73                | 3000                         | 90               | 700                                     | 2631   | 2263   | 36.4              | 25.5              | 103                     |
| BXRH-30H3000-D-73                | 3000                         | 97               | 700                                     | 2529   | 2175   | 36.4              | 25.5              | 99                      |
| BXRH-35A3001-D-73                | 3500                         | 93               | 700                                     | 2870   | 2468   | 36.4              | 25.5              | 113                     |
| BXRH-35G3000-D-73 <sup>8,9</sup> | 3500                         | 90               | 700                                     | 2939   | 2527   | 36.4              | 25.5              | 115                     |
| BXRH-40E3000-D-73                | 4000                         | 80               | 700                                     | 3554   | 3056   | 36.4              | 25.5              | 139                     |
| BXRH-40G3000-D-73                | 4000                         | 90               | 700                                     | 3007   | 2586   | 36.4              | 25.5              | 118                     |

Notes for Table 1:

- Nominal CCT as defined by ANSI C78.377-2011.
- CRI values are typical for Decor Series Ultra and Decor Series Class A products. CRI values are minimums for all other products. Minimum Rg value for 80 CRI products is 0, the minimum Rg values for 90 CRI products is 50, the minimum Rg values for 97 CRI products is 91. Bridgelux maintains a  $\pm 3$  tolerance on CRI and Rg values.
- Drive current is referred to as nominal drive current.
- Products tested under pulsed condition (10ms pulse width) at nominal test current where  $T_j$  (junction temperature) =  $T_c$  (case temperature) =  $25^\circ\text{C}$ .
- Typical performance values are provided as a reference only and are not a guarantee of performance.
- Bridgelux maintains a  $\pm 7\%$  tolerance on flux measurements.
- Minimum flux values at the nominal test current are guaranteed by 100% test.
- Nominal CCT is defined by the Lighting Research Center's Class A definition. The center of the Class A color bin is on the corresponding isothermal line.
- GAI value is 80. To help ensure optimal fixture level performance, GAI is measured at the fixture level, on axis, at a case temperature of  $70^\circ\text{C}$ . GAI may vary depending on fixture design and performance.

# Product Selection Guide

**Table 2:** Selection Guide, Stabilized DC Performance ( $T_c = 85^\circ\text{C}$ ) <sup>4,5</sup>

| Part Number                      | Nominal CCT <sup>1</sup><br>(K) | CRI <sup>2</sup> | Nominal Drive<br>Current <sup>3</sup><br>(mA) | Typical DC<br>Flux <sup>4,5</sup><br>$T_c = 85^\circ\text{C}$<br>(lm) | Minimum DC<br>Flux <sup>6</sup><br>$T_c = 85^\circ\text{C}$<br>(lm) | Typical $V_f$<br>(V) | Typical<br>Power<br>(W) | Typical<br>Efficacy<br>(lm/W) |
|----------------------------------|---------------------------------|------------------|---|---|---|----------------------|-------------------------|-------------------------------|
| BXRH-27E3000-D-73                | 2700                            | 80               | 700   | 2857  | 2457  | 35.4                 | 24.8                    | 115                           |
| BXRH-27G3000-D-73                | 2700                            | 90               | 700   | 2375  | 2043  | 35.4                 | 24.8                    | 96                            |
| BXRH-27H3000-D-73                | 2700                            | 97               | 700   | 2105  | 1810  | 35.4                 | 24.8                    | 85                            |
| BXRH-30E3000-D-73                | 3000                            | 80               | 700   | 3007  | 2586  | 35.4                 | 24.8                    | 121                           |
| BXRH-30G3000-D-73                | 3000                            | 90               | 700   | 2526  | 2172  | 35.4                 | 24.8                    | 102                           |
| BXRH-30G300C-D-73                | 3000                            | 90               | 700   | 2315  | 1991  | 35.4                 | 24.8                    | 93                            |
| BXRH-30H3000-D-73                | 3000                            | 97               | 700   | 2225  | 1914  | 35.4                 | 24.8                    | 90                            |
| BXRH-35A3001-D-73 <sup>7,8</sup> | 3500                            | 93               | 700   | 2526  | 2172  | 35.4                 | 24.8                    | 102                           |
| BXRH-35G3000-D-73                | 3500                            | 90               | 700   | 2586  | 2224  | 35.4                 | 24.8                    | 104                           |
| BXRH-40E3000-D-73                | 4000                            | 80               | 700   | 3127  | 2689  | 35.4                 | 24.8                    | 126                           |
| BXRH-40G3000-D-73                | 4000                            | 90               | 700   | 2646  | 2276  | 35.4                 | 24.8                    | 107                           |

Notes for Table 2:

1. Nominal CCT as defined by ANSI C78.377-2011.
2. All CRI values are measured at  $T_c = T_c = 25^\circ\text{C}$ . CRI values are typical for Decor Series Ultra and Decor Series Class A products. CRI values are minimums for all other products. Minimum R<sub>g</sub> value for 80 CRI products is 0, the minimum R<sub>g</sub> values for 90 CRI products is 50, the minimum R<sub>g</sub> values for 97 CRI products is 91. Bridgelux maintains a  $\pm 3$  tolerance on CRI and R<sub>g</sub> values.
3. Drive current is referred to as nominal drive current.
4. Typical stabilized DC performance values are provided as reference only and are not a guarantee of performance.
5. Typical performance is estimated based on operation under DC (direct current) with LED array mounted onto a heat sink with thermal interface material and the case temperature maintained at  $85^\circ\text{C}$ . Based on Bridgelux test setup, values may vary depending on the thermal design of the luminaire and/or the exposed environment to which the product is subjected.
6. Minimum flux values at elevated temperatures are provided for reference only and are not guaranteed by 100% production testing. Based on Bridgelux test setup, values may vary depending on the thermal design of the luminaire and/or the exposed environment to which the product is subjected.
7. Nominal CCT is defined by the Lighting Research Center's Class A definition. The center of the Class A color bin is on the corresponding isothermal line.
8. GAI value is 80. To help ensure optimal fixture level performance, GAI is measured at the fixture level, on axis, at a case temperature of  $70^\circ\text{C}$ . GAI may vary depending on fixture design and performance.


# European Product Registry for Energy Labeling

The European Product Registry for Energy Labeling (EPREL) is defined in the EU Regulation 2017/1369 to provide important energy efficiency information to consumers. Together with Energy Labeling Regulation ELR (EU) 2019/2015 which was amended by regulation (EU) 2021/340 for energy labelling of light sources, manufacturers are required to declare an energy class based on key technical specifications from each of their product and register it in an open data base managed by EPREL. It is now a legal requirement for a vendor of light sources to upload information about their products into the EPREL database before placing these products on the market in the EU.

Table 3 below provides a list of part numbers that are in compliance with ELR and are currently listed in the EPREL database.

At Bridgelux, we are fully committed to supplying products that are compliant with pertinent laws, rules, and obligation imposed by relevant government bodies including the European Energy Labeling regulation. Customers can use these products with full confidence for any projects that fall under the ELR.

**Table 3:** Part numbers registered in European Product Registry for Energy Labeling

| PART NUMBER <sup>1</sup> | CCT (K) | CRI | Current <sup>2</sup> (mA) | Vf (V) | Useful flux <sup>3</sup> ( $\Phi_{use}$ ) at 85°C (lm) | Power (W) | Efficacy (lm/W) | Energy efficiency class <sup>4</sup><br> | Registration No | URL to Product Information Sheet in EPREL Database                                    |
|--------------------------|---------|-----|---------------------------|--------|--|-----------|-----------------|--|-----------------|---|
| BXRH-27E3000-D-73        | 2700    | 80  | 760                       | 35.0   | 3050   | 26.6      | 115             | F  | 875789          | <a href="https://eprelec.europa.eu/qr/875789">https://eprelec.europa.eu/qr/875789</a> |
| BXRH-27G3000-D-73        | 2700    | 90  | 520                       | 34.1   | 1847   | 17.7      | 104             | F  | 875823          | <a href="https://eprelec.europa.eu/qr/875823">https://eprelec.europa.eu/qr/875823</a> |
| BXRH-27H3000-D-73        | 2700    | 95  | 390                       | 31.9   | 1222   | 12.4      | 98              | F  | 875847          | <a href="https://eprelec.europa.eu/qr/875847">https://eprelec.europa.eu/qr/875847</a> |
| BXRH-30E3000-D-73        | 3000    | 80  | 870                       | 36.7   | 3664   | 31.9      | 115             | F  | 875875          | <a href="https://eprelec.europa.eu/qr/875875">https://eprelec.europa.eu/qr/875875</a> |
| BXRH-30G3000-D-73        | 3000    | 90  | 630                       | 33.8   | 2272   | 21.3      | 107             | F  | 875927          | <a href="https://eprelec.europa.eu/qr/875927">https://eprelec.europa.eu/qr/875927</a> |
| BXRH-30G300C-D-73        | 3000    | 90  | 480                       | 33.3   | 1653   | 16.0      | 103             | F  | 875931          | <a href="https://eprelec.europa.eu/qr/875931">https://eprelec.europa.eu/qr/875931</a> |
| BXRH-30H3000-D-73        | 3000    | 95  | 470                       | 34.0   | 1589   | 16.0      | 99              | F  | 875956          | <a href="https://eprelec.europa.eu/qr/875956">https://eprelec.europa.eu/qr/875956</a> |
| BXRH-35A3001-D-73        | 3500    | 90  | 630                       | 33.8   | 2272   | 21.3      | 107             | F  | 875973          | <a href="https://eprelec.europa.eu/qr/875973">https://eprelec.europa.eu/qr/875973</a> |
| BXRH-35G3000-D-73        | 3500    | 90  | 680                       | 33.9   | 2476   | 23.1      | 107             | F  | 876014          | <a href="https://eprelec.europa.eu/qr/876014">https://eprelec.europa.eu/qr/876014</a> |
| BXRH-40E3000-D-73        | 4000    | 80  | 960                       | 37.0   | 4097   | 35.5      | 115             | F  | 876054          | <a href="https://eprelec.europa.eu/qr/876054">https://eprelec.europa.eu/qr/876054</a> |
| BXRH-40G3000-D-73        | 4000    | 90  | 730                       | 34.0   | 2682   | 24.8      | 108             | F  | 876078          | <a href="https://eprelec.europa.eu/qr/876078">https://eprelec.europa.eu/qr/876078</a> |

Notes for Table 3:

1. All device listed here must be disposed as e-waste upon its end of life according to local country guideline in each country.
2. For information on performance values at alternative drive conditions, please refer to the Product Selection Guide, Absolute Maximum Rating Table and Performance Curves in this data sheet.
3. For a definition of useful luminous flux ( $\Phi_{use}$ ), please see the ELR regulations at <https://tinyurl.com/4b6zvt4m>.
4. EPREL requires an arrow symbol containing the letter of the energy efficiency class to be displayed, on technical promotional material. Refer to this energy efficiency class column for specific energy efficiency class on each part number.

# Performance at Commonly Used Drive Currents

V Series HD LED arrays are tested to the specifications shown using the nominal drive currents in Table 1. V Series HD LED arrays may also be driven at other drive currents dependent on specific application design requirements. The performance at any drive current can be derived from the current vs. voltage characteristics shown in Figure 1 and the flux vs. current characteristics shown in Figure 2. The performance at commonly used drive currents is summarized in Table 4.

**Table 4:** Product Performance at Commonly Used Drive Currents

| Part Number        | CRI          | Drive Current <sup>1</sup><br>(mA) | Typical V <sub>f</sub><br>T <sub>c</sub> = 25°C<br>(V) | Typical Power<br>T <sub>c</sub> = 25°C<br>(W) | Typical Flux <sup>2</sup><br>T <sub>c</sub> = 25°C<br>(lm) | Typical DC Flux <sup>3</sup><br>T <sub>c</sub> = 85°C<br>(lm) | Typical Efficacy<br>T <sub>c</sub> = 25°C<br>(lm/W) |
|--------------------|--------------|------------------------------------|--|---|--|---|---|
| BXRH-27E3000-D-73  | 80           | 350                                | 34.2   | 12.0  | 1722   | 1515  | 144   |
|                    |              | 500                                | 35.2   | 17.6  | 2400   | 2112  | 136   |
|                    |              | <b>700</b>                         | <b>36.4</b>  | <b>25.5</b>                                   | <b>3246</b>  | <b>2857</b>   | <b>127</b>  |
|                    |              | 875                                | 37.4   | 32.7  | 3943   | 3470  | 120   |
|                    |              | 960                                | 37.9   | 36.4  | 4262   | 3751  | 117   |
| BXRH-27G3000-D-73  | 90           | 350                                | 34.2   | 12.0  | 1432   | 1260  | 120   |
|                    |              | 500                                | 35.2   | 17.6  | 1996   | 1757  | 113   |
|                    |              | <b>700</b>                         | <b>36.4</b>  | <b>25.5</b>                                   | <b>2699</b>  | <b>2375</b>   | <b>106</b>  |
|                    |              | 875                                | 37.4   | 32.7  | 3279   | 2886  | 100   |
|                    |              | 960                                | 37.9   | 36.4  | 3545   | 3119  | 97  |
| BXRH-27H3000-D-73  | 97 (typical) | 350                                | 34.2   | 12.0  | 1269   | 1117  | 106   |
|                    |              | 500                                | 35.2   | 17.6  | 1769   | 1556  | 100   |
|                    |              | <b>700</b>                         | <b>36.4</b>  | <b>25.5</b>                                   | <b>2392</b>  | <b>2105</b>   | <b>94</b>   |
|                    |              | 875                                | 37.4   | 32.7  | 2905   | 2557  | 89  |
|                    |              | 960                                | 37.9   | 36.4  | 3141   | 2764  | 86  |
| BXRH-30E3000-D-73  | 80           | 350                                | 34.2   | 12.0  | 1813   | 1595  | 151   |
|                    |              | 500                                | 35.2   | 17.6  | 2527   | 2223  | 143   |
|                    |              | <b>700</b>                         | <b>36.4</b>  | <b>25.5</b>                                   | <b>3417</b>  | <b>3007</b>   | <b>134</b>  |
|                    |              | 875                                | 37.4   | 32.7  | 4151   | 3653  | 127   |
|                    |              | 960                                | 37.9   | 36.4  | 4487   | 3948  | 123   |
| BXRH-30G3000-D-73  | 90           | 350                                | 34.2   | 12.0  | 1523   | 1340  | 127   |
|                    |              | 500                                | 35.2   | 17.6  | 2122   | 1868  | 120   |
|                    |              | <b>700</b>                         | <b>36.4</b>  | <b>25.5</b>                                   | <b>2870</b>  | <b>2526</b>   | <b>112</b>  |
|                    |              | 875                                | 37.4   | 32.7  | 3487   | 3068  | 106   |
|                    |              | 960                                | 37.9   | 36.4  | 3769   | 3317  | 104   |
| BXRH-30G300C-D-73  | 90           | 350                                | 34.2   | 12.0  | 1396   | 1228  | 117   |
|                    |              | 500                                | 35.2   | 17.6  | 1946   | 1712  | 110   |
|                    |              | <b>700</b>                         | <b>36.4</b>  | <b>25.5</b>                                   | <b>2631</b>  | <b>2315</b>   | <b>103</b>  |
|                    |              | 875                                | 37.4   | 32.7  | 3196   | 2812  | 98  |
|                    |              | 960                                | 37.9   | 36.4  | 3455   | 3040  | 95  |
| BXRH-30H3000-D-73  | 97 (typical) | 350                                | 34.2   | 12.0  | 1341   | 1180  | 112   |
|                    |              | 500                                | 35.2   | 17.6  | 1870   | 1645  | 106   |
|                    |              | <b>700</b>                         | <b>36.4</b>  | <b>25.5</b>                                   | <b>2529</b>  | <b>2225</b>   | <b>99</b>   |
|                    |              | 875                                | 37.4   | 32.7  | 3071   | 2703  | 94  |
|                    |              | 960                                | 37.9   | 36.4  | 3320   | 2922  | 91  |
| BXRH-35A3 001-D-73 | 93 (typical) | 350                                | 34.2   | 12.0  | 1523   | 1340  | 127   |
|                    |              | 500                                | 35.2   | 17.6  | 2122   | 1868  | 120   |
|                    |              | <b>700</b>                         | <b>36.4</b>  | <b>25.5</b>                                   | <b>2870</b>  | <b>2526</b>   | <b>112</b>  |
|                    |              | 875                                | 37.4   | 32.7  | 3487   | 3068  | 106   |
|                    |              | 960                                | 37.9   | 36.4  | 3769   | 3317  | 104   |

Notes for Table 4:

1. Alternate drive currents are provided for reference only and are not a guarantee of performance.
2. Bridgelux maintains a ± 7% tolerance on flux measurements.
3. Typical stabilized DC performance values are provided as reference only and are not a guarantee of performance.

# Performance at Commonly Used Drive Currents

**Table 4:** Product Performance at Commonly Used Drive Currents (Continued)

| Part Number       | CRI | Drive Current <sup>1</sup><br>(mA) | Typical $V_f$<br>$T_c = 25^\circ\text{C}$<br>(V) | Typical Power<br>$T_c = 25^\circ\text{C}$<br>(W) | Typical Flux <sup>2</sup><br>$T_c = 25^\circ\text{C}$<br>(lm) | Typical DC Flux <sup>3</sup><br>$T_c = 85^\circ\text{C}$<br>(lm) | Typical Efficacy<br>$T_c = 25^\circ\text{C}$<br>(lm/W) |
|-------------------|-----|------------------------------------|--|--|---|--|--|
| BXRH-35G3000-D-73 | 90  | 350                                | 34.2   | 12.0   | 1559  | 1372   | 130  |
|                   |     | 500                                | 35.2   | 17.6   | 2173  | 1912   | 123  |
|                   |     | <b>700</b>                         | <b>36.4</b>                                      | <b>25.5</b>                                      | <b>2939</b>   | <b>2586</b>  | <b>115</b>   |
|                   |     | 875                                | 37.4   | 32.7   | 3570  | 3141   | 109  |
|                   |     | 960                                | 37.9   | 36.4   | 3859  | 3396   | 106  |
| BXRH-40E3000-D-73 | 80  | 350                                | 34.2   | 12.0   | 1885  | 1659   | 157  |
|                   |     | 500                                | 35.2   | 17.6   | 2628  | 2312   | 149  |
|                   |     | <b>700</b>                         | <b>36.4</b>                                      | <b>25.5</b>                                      | <b>3554</b>   | <b>3127</b>  | <b>139</b>   |
|                   |     | 875                                | 37.4   | 32.7   | 4317  | 3799   | 132  |
|                   |     | 960                                | 37.9   | 36.4   | 4666  | 4106   | 128  |
| BXRH-40G3000-D-73 | 90  | 350                                | 34.2   | 12.0   | 1595  | 1404   | 133  |
|                   |     | 500                                | 35.2   | 17.6   | 2223  | 1957   | 126  |
|                   |     | <b>700</b>                         | <b>36.4</b>                                      | <b>25.5</b>                                      | <b>3007</b>   | <b>2646</b>  | <b>118</b>   |
|                   |     | 875                                | 37.4   | 32.7   | 3653  | 3214   | 112  |
|                   |     | 960                                | 37.9   | 36.4   | 3948  | 3475   | 109  |

Notes for Table 4:

1. Alternate drive currents are provided for reference only and are not a guarantee of performance.
2. Bridgelux maintains a  $\pm 7\%$  tolerance on flux measurements.
3. Typical stabilized DC performance values are provided as reference only and are not a guarantee of performance.

# Electrical Characteristics

**Table 5:** Electrical Characteristics

| Part Number       | Drive Current (mA) | Forward Voltage Pulsed, $T_c = 25^{\circ}\text{C}$ (V) <sup>1, 2, 3, 8</sup> |         |         | Typical Coefficient of Forward Voltage <sup>4</sup><br>$\Delta V_f / \Delta T_c$ (mV/ $^{\circ}\text{C}$ ) | Typical Thermal Resistance Junction to Case <sup>5,6</sup><br>$R_{j-c}$ ( $^{\circ}\text{C}/\text{W}$ ) | Driver Selection Voltages <sup>7</sup> (V)        |  |
|-------------------|--------------------|--|---------|---------|--|---|---|--|
|                   |                    | Minimum  | Typical | Maximum |  |   | $V_f$ Min. Hot<br>$T_c = 105^{\circ}\text{C}$ (V) | $V_f$ Max. Cold<br>$T_c = -40^{\circ}\text{C}$ (V) |
| BXRH-xxx300x-D-73 | 700                | 34.1   | 36.4    | 39.1    | -13.7  | 0.18  | 33.0  | 40.0   |
|                   | 960                | 35.2   | 37.8    | 40.4    | -13.7  | 0.19  | 34.1  | 41.3   |

Notes for Table 5:

1. Parts are tested in pulsed conditions,  $T_c = 25^{\circ}\text{C}$ . Pulse width is 10ms.
2. Voltage minimum and maximum are provided for reference only and are not a guarantee of performance.
3. Bridgelux maintains a tester tolerance of  $\pm 0.10\text{V}$  on forward voltage measurements.
4. Typical coefficient of forward voltage tolerance is  $\pm 0.1\text{mV}$  for nominal current.
5. Thermal resistance values are based from test data of a 3000K 80 CRI product.
6. Thermal resistance value was calculated using total electrical input power; optical power was not subtracted from input power. The thermal interface material used during testing is not included in the thermal resistance value.
7.  $V_f$  min hot and max cold values are provided as reference only and are not guaranteed by test. These values are provided to aid in driver design and selection over the operating range of the product.
8. This product has been designed and manufactured per IEC 62031:2018. This product has passed dielectric withstand voltage testing at 500 V. The working voltage designated for the insulation is 50V d.c. The maximum allowable voltage across the array must be determined in the end product application.

# Eye Safety

**Table 6:** Eye Safety Risk Group (RG) Classifications

| Part Number       | Drive Current <sup>3</sup><br>(mA) | CCT <sup>1,3</sup> |                    |
|-------------------|------------------------------------|--------------------|--------------------|
|                   |                                    | 2700K/3000K        | 4000K <sup>2</sup> |
| BXRH-xxx300x-D-73 | 700                                | RG1                | RG2                |
|                   | 960                                | RG1                | RG2                |

Notes for Table 6:

1. Eye safety classification for the use of Bridgelux V Series HD LED arrays is in accordance with specification IEC/TR 62778: Application of IEC 62471 for the assessment of blue light hazard to light sources and luminaires.
2. For products classified as RG2 at 4000K,  $E_{\text{blue}} = 1760$  lx.
3. Please contact your Bridgelux sales representative for  $E_{\text{blue}}$  values at specific drive currents and CCTs not listed.

# Absolute Maximum Ratings

**Table 7:** Maximum Ratings

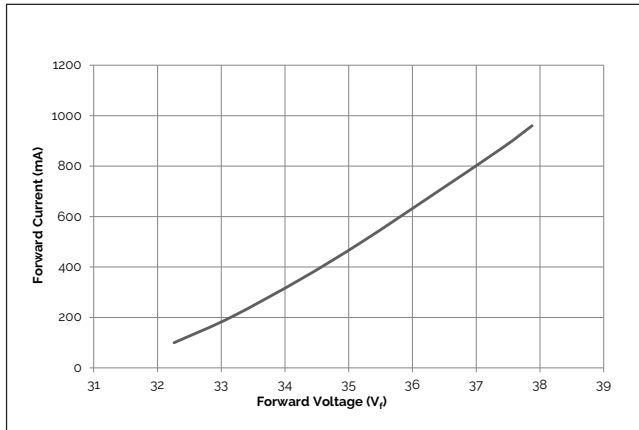
| Parameter   | Maximum Rating                            |
|---|---|
| LED Junction Temperature ( $T_j$ )                | 125°C                                     |
| Storage Temperature                               | -40°C to +105°C                           |
| Operating Case Temperature <sup>1</sup> ( $T_c$ ) | 105°C                                     |
| Soldering Temperature <sup>2</sup>                | 300°C or lower for a maximum of 6 seconds |
| Maximum Drive Current <sup>3</sup>                | 960mA                                     |
| Maximum Peak Pulsed Drive Current <sup>4</sup>    | 1370mA                                    |
| Maximum Reverse Voltage <sup>5</sup>              | -60V                                      |

Notes for Table 7:

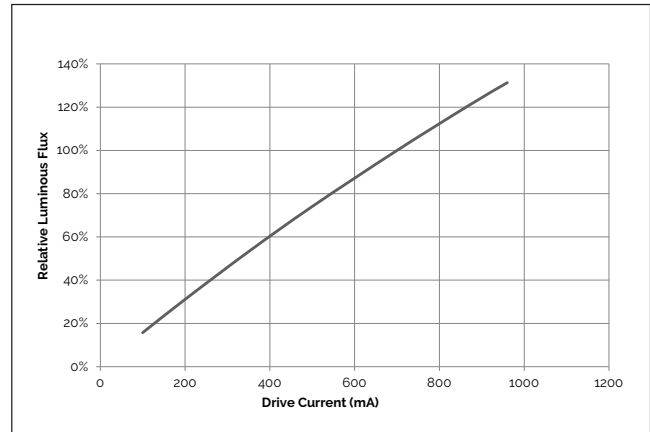
1. For IEC 62717 requirement, please consult your Bridgelux sales representative.
2. Refer to Bridgelux Application Note AN101: Handling and Assembly of Bridgelux V Series LED Arrays.
3. Arrays may be driven at higher currents however lumen maintenance may be reduced, and product warranty will be void.
4. Bridgelux recommends a maximum duty cycle of 10% and pulse width of 20 ms when operating LED Arrays at maximum peak pulsed current specified. Maximum peak pulsed currents indicate values where LED Arrays can be driven without catastrophic failures.
5. Light emitting diodes are not designed to be driven in reverse voltage and will not produce light under this condition. Maximum rating provided for reference only.

# Performance Curves

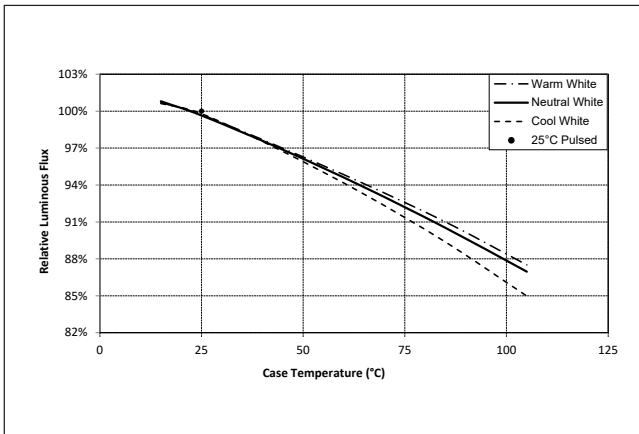
**Figure 1: Drive Current vs. Voltage<sup>2</sup>**



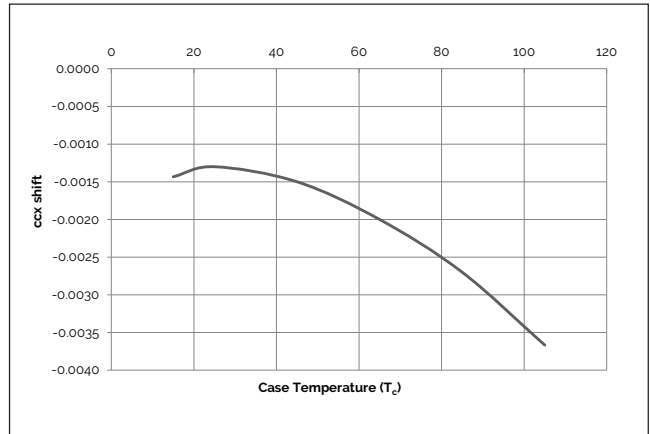
**Figure 2: Typical Relative Flux vs. Current<sup>1,2</sup>**



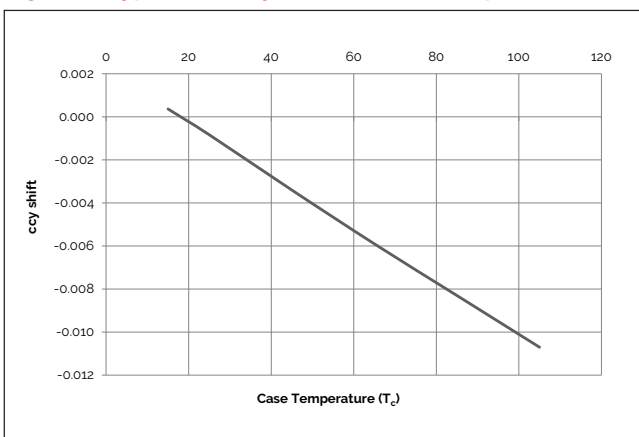
**Figure 3: Typical DC Flux vs. Case Temperature<sup>3</sup>**



**Figure 4: Typical DC ccx Shift vs. Case Temperature<sup>4</sup>**



**Figure 5: Typical DC ccy Shift vs. Case Temperature<sup>4</sup>**

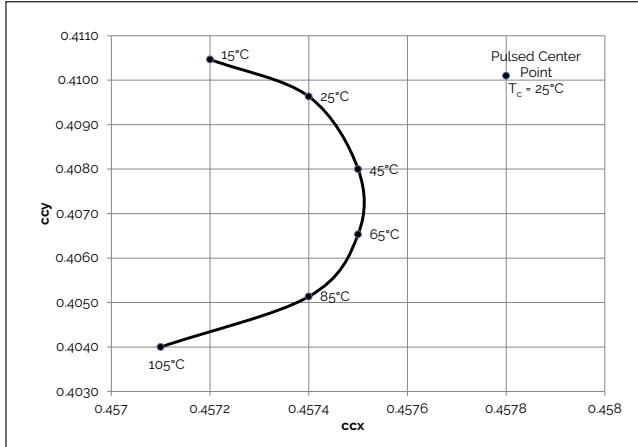


Notes for Figures 1-5:

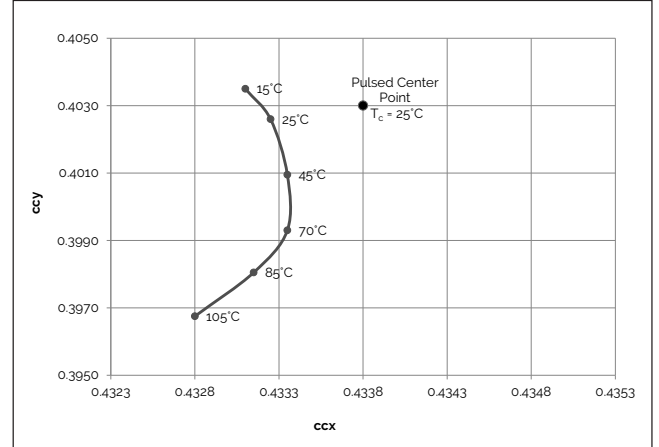
1. Bridgelux does not recommend driving high power LEDs at low currents. Doing so may produce unpredictable results. Pulse width modulation (PWM) is recommended for dimming effects.
2. Products tested under pulsed condition (10ms pulse width) at nominal test current where  $T_j$  (junction temperature) =  $T_c$  (case temperature) = 25°C.
3. Characteristics shown for warm white based on 3000K and 80 CRI. Characteristics shown for neutral white based on 4000K and 80 CRI. Characteristics shown for warm white includes Decor Series Class A
4. For other color SKUs, the shift in color will vary. Please contact your Bridgelux Sales Representative for more information.

# Performance Curves

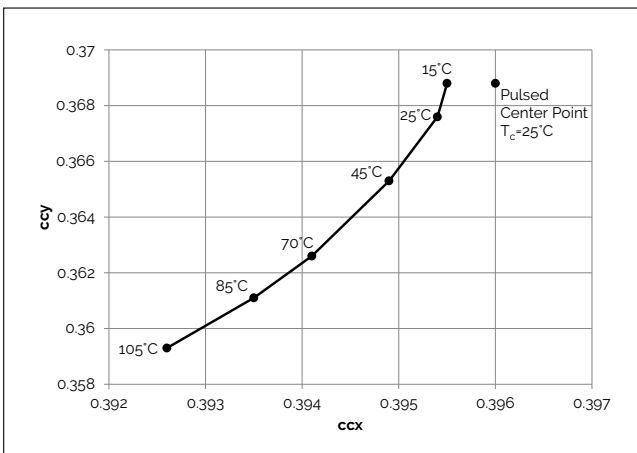
**Figure 6: 2700K, 97 CRI Color Shift vs. Case Temperature<sup>1</sup>**



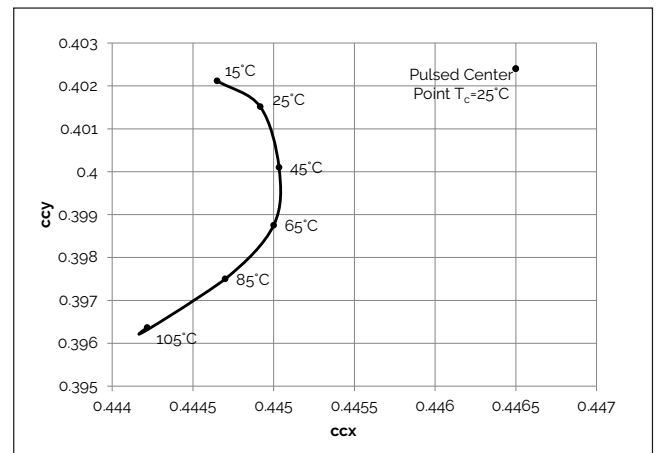
**Figure 7: 3000K, 97 CRI Color Shift vs. Case Temperature<sup>1</sup>**



**Figure 8: 3500K Class A Color Shift vs. Case Temperature<sup>1</sup>**



**Figure 9: 3000K, 90 CRI Color Shift vs. Case Temperature<sup>3</sup>**

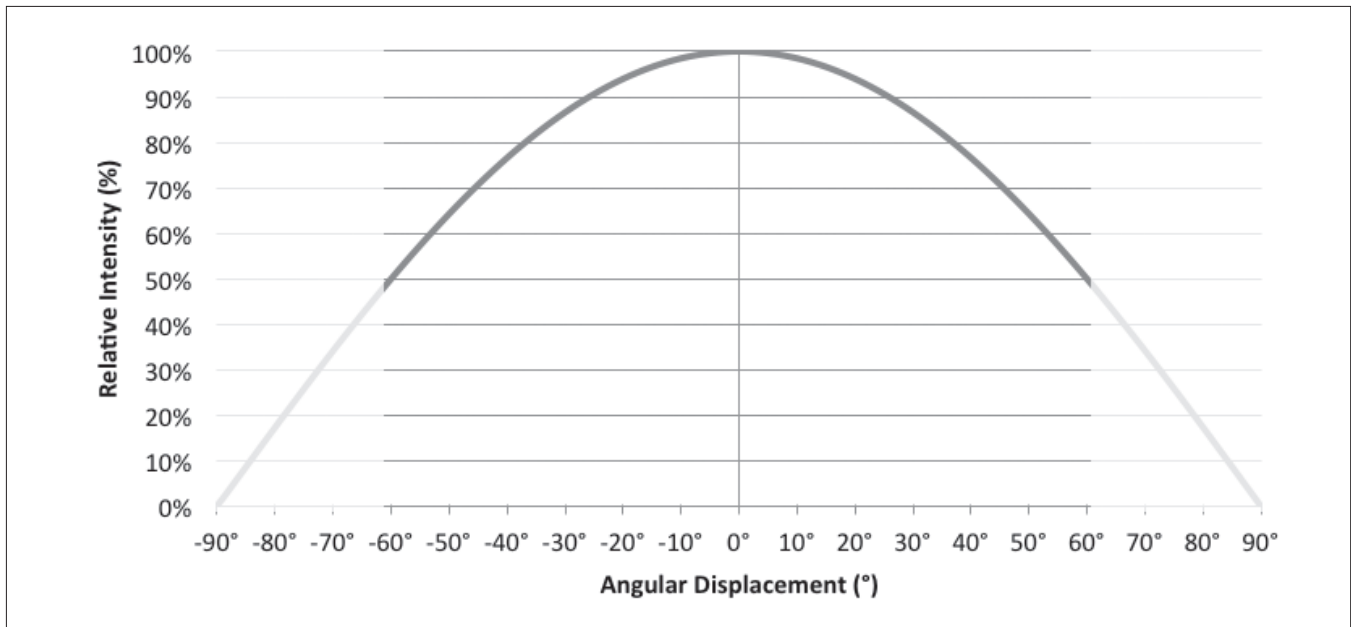


Notes for Figures 6-g:

1. Measurements made under DC test conditions at the nominal drive current.
2. Typical color shift is shown with a tolerance of  $\pm 0.002$ .
3. Characteristics shown for Decor Series Showcase products, BXRH-30G300C-x-73

# Typical Radiation Pattern

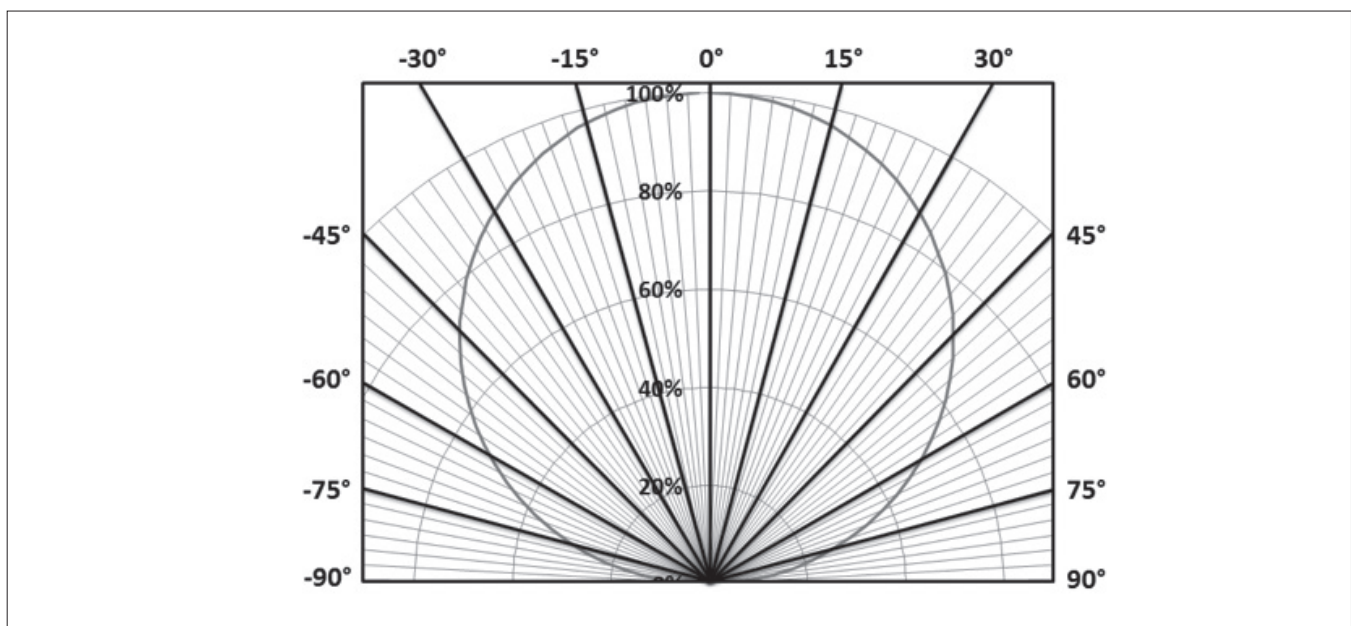
Figure 10: Typical Spatial Radiation Pattern



Notes for Figure 10:

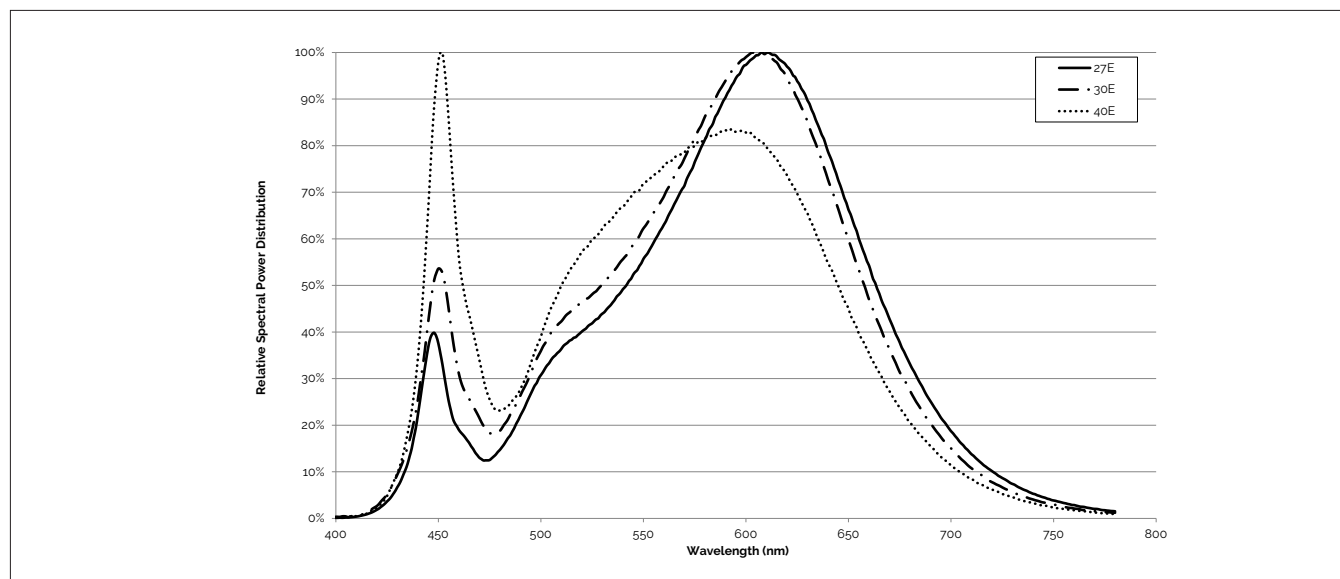
1. Typical viewing angle is 120°.
2. The viewing angle is defined as the off axis angle from the centerline where intensity is ½ of the peak value.

Figure 11: Typical Polar Radiation Pattern



# Typical Color Spectrum

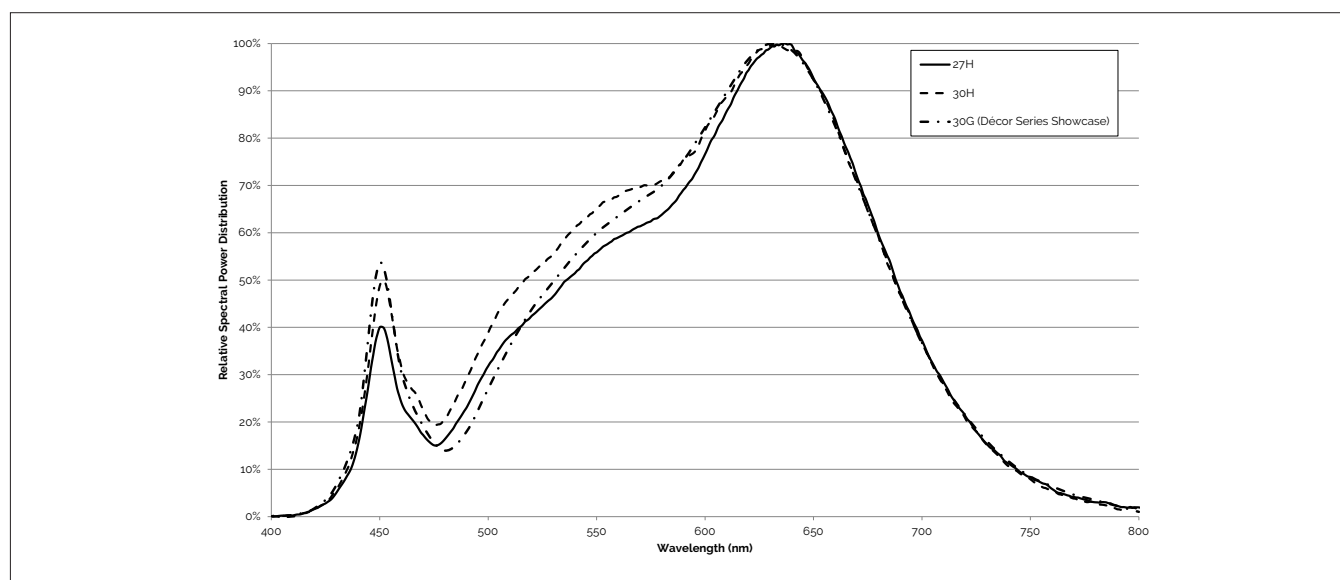
**Figure 12: Typical Color Spectrum**



Notes for Figure 12:

1. Color spectra measured at nominal current for  $T_j = T_c = 25^\circ\text{C}$ .
2. Color spectra shown is 2700K and 80 CRI.
3. Color spectra shown is 3000K and 80 CRI.
4. Color spectra shown is 4000K and 80 CRI.

**Figure 13: Typical Color Spectrum for Décor Series**

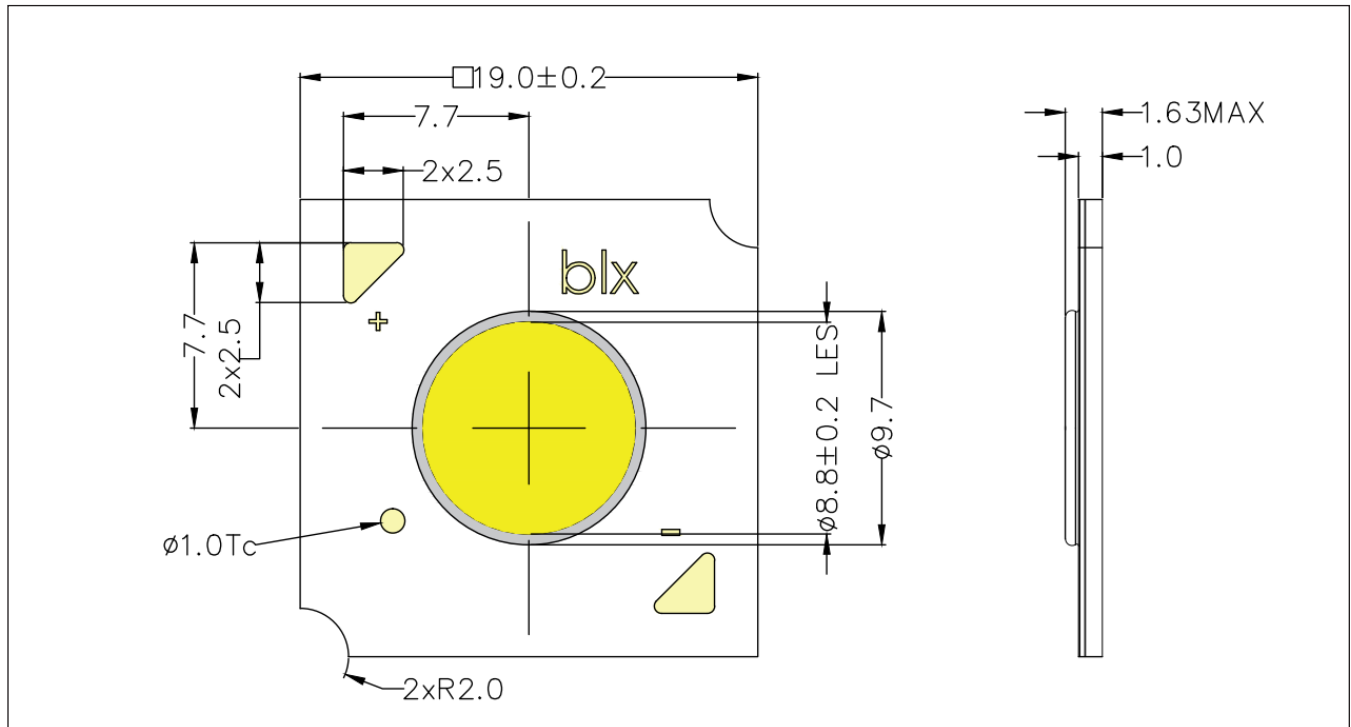


Note for Figure 13:

1. Color spectra measured at nominal current for  $T_j = T_c = 25^\circ\text{C}$ .

# Mechanical Dimensions

**Figure 14: Drawing for Vg HD LED Array**

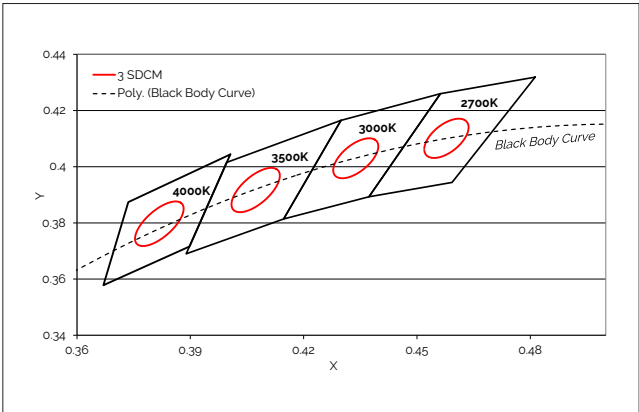


Notes for Figure 14:

1. Drawings are not to scale.
2. Drawing dimensions are in millimeters.
3. Unless otherwise specified, tolerances are  $\pm 0.1$  mm.
4. Solder pad labeled "+" denotes positive contact.
5. Refer to Application Notes AN101 for product handling, mounting and heat sink recommendations.
6. The optical center of the LED Array is nominally defined by the mechanical center of the array to a tolerance of  $\pm 0.2$  mm.
7. Bridgelux maintains a flatness of  $0.10$  mm across the mounting surface of the array.

# Color Binning Information

**Figure 15: Warm and Neutral White Test Bins in xy Color Space**



Note: Pulsed Test Conditions,  $T_c = 25^{\circ}\text{C}$

**Table 8: Warm and Neutral White xy Bin Coordinates and Associated Typical CCT**

| Bin Code                         | 2700K            | 3000K <sup>1</sup>                               | 3500K <sup>1</sup> | 4000K <sup>1</sup> |
|----------------------------------|------------------|--|--------------------|--------------------|
| ANSI Bin<br>(for reference only) | (2580K - 2870K)  | (2870K - 3220K)                                  | (3220K - 3710K)    | (3710K - 4260K)    |
| 73 (3 SDCM)                      | (2651K - 2794K)  | (2968K - 3136K)                                  | (3369K - 3586K)    | (3851K - 4130K)    |
| Center Point (x,y)               | (0.4578, 0.4101) | (0.4338, 0.403)<br>(0.4465, 0.4024) <sup>2</sup> | (0.4073, 0.3917)   | (0.3818, 0.3797)   |

- Notes for Table 8:
1. Color Binning information excludes Décor Series Class A products. Please contact your Bridgelux Sales Representative for more information.
  2. Center Point for Decor Series Showcase.
  3. Bridgelux maintains a tolerance of +/- 0.007 on x and y color coordinates in the CIE 1931 color Space.

# Packaging and Labeling

Figure 16: Vg HD Packaging Tube



Notes for Figure 16:

1. Each tube holds 25 Vg HD COB arrays.
2. One tube is sealed in an anti-static bag. Four bags are placed in a shipping box. Depending on quantities ordered, a bigger shipping box, containing four boxes may be used to ship products.
3. Each bag and box is to be labeled as shown above.
4. Dimensions for each tube are 21.3 (W) x 9.5 (H) x 505 (L) mm. Dimensions for the anti-static bag are 100 (W) x 625 (L) x 0.075 (T) mm. Dimensions for the shipping box are 58.7 x 13.3 x 7.9 cm

# Packaging and Labeling

**Figure 17: V Series HD Product Labeling**

Bridgelux COB arrays have laser markings on the back side of the substrate to help with product identification. In addition to the product identification markings, Bridgelux COB arrays also contain markings for internal Bridgelux manufacturing use only. The image below shows which markings are for customer use and which ones are for Bridgelux internal use only. The Bridgelux internal manufacturing markings are subject to change without notice, however these will not impact the form, function or performance of the COB array.



# Design Resources

## Application Notes

Bridgelux has developed a comprehensive set of application notes and design resources to assist customers in successfully designing with the V Series HD product family of LED array products. For all available application notes visit [www.bridgelux.com](http://www.bridgelux.com).

## Optical Source Models

Optical source models and ray set files are available for all Bridgelux products. For a list of available formats, visit [www.bridgelux.com](http://www.bridgelux.com).

## 3D CAD Models

Three dimensional CAD models depicting the product outline of all Bridgelux V Series HD LED arrays are available in both IGS and STEP formats. Please contact your Bridgelux sales representative for assistance.

## LM80

LM80 testing has been completed and the LM80 report is now available. Please contact your Bridgelux sales representative for LM-80 report.

# Precautions

## CAUTION: CHEMICAL EXPOSURE HAZARD

Exposure to some chemicals commonly used in luminaire manufacturing and assembly can cause damage to the LED array. Please consult Bridgelux Application Note AN101 for additional information.

## CAUTION: RISK OF BURN

Do not touch the V Series HD LED array during operation. Allow the array to cool for a sufficient period of time before handling. The V Series HD LED array may reach elevated temperatures such that could burn skin when touched.

## CAUTION

### CONTACT WITH LIGHT EMITTING SURFACE (LES)

Avoid any contact with the LES. Do not touch the LES of the LED array or apply stress to the LES (yellow phosphor resin area). Contact may cause damage to the LED array.

Optics and reflectors must not be mounted in contact with the LES (yellow phosphor resin area).

# Disclaimers

## MINOR PRODUCT CHANGE POLICY

The rigorous qualification testing on products offered by Bridgelux provides performance assurance. Slight cosmetic changes that do not affect form, fit, or function may occur as Bridgelux continues product optimization.

## STANDARD TEST CONDITIONS

Unless otherwise stated, array testing is performed at the nominal drive current.

# About Bridgelux: Bridging Light and Life™

At Bridgelux, we help companies, industries and people experience the power and possibility of light. Since 2002, we've designed LED solutions that are high performing, energy efficient, cost effective and easy to integrate. Our focus is on light's impact on human behavior, delivering products that create better environments, experiences and returns—both experiential and financial. And our patented technology drives new platforms for commercial and industrial luminaires.

**For more information about the company, please visit**

**[bridgelux.com](http://bridgelux.com)**

**[twitter.com/Bridgelux](https://twitter.com/Bridgelux)**

**[facebook.com/Bridgelux](https://facebook.com/Bridgelux)**

**[youtube.com/user/Bridgelux](https://youtube.com/user/Bridgelux)**

**[linkedin.com/company/bridgelux-inc-\\_2](https://linkedin.com/company/bridgelux-inc-_2)**

**WeChat ID: BridgeluxInChina**



46410 Fremont Boulevard

Fremont, CA 94538 U.S.A.

Tel (925) 583-8400

**[www.bridgelux.com](http://www.bridgelux.com)**

© 2021 Bridgelux, Inc. All rights reserved 2018. Product specifications are subject to change without notice. Bridgelux, the Bridgelux stylized logo design and Vero are registered trademarks, V Series and Decor Series are trademarks of Bridgelux, Inc. All other trademarks are the property of their respective owners.

**Bridgelux V9 HD Array Series Product Data Sheet DS402 Rev. F (08/2021)**