


# Bridgelux® Gen 8 V3 HD LED Array

Product Data Sheet DS403



# Introduction

V Series HD



V Series™ HD LED array product, an ultra-high lumen density COB product line, is designed for high intensity spotlights used in commercial and retail settings. V Series HD arrays offer industry leading color over angle uniformity, and replace ceramic metal halide lamps by providing equal or greater center beam candle power at lower power and at greater lifetimes. Their tight beam control and exceptional quality of light is well suited for demanding directional spot applications.

The V3 HD LED array is available in a variety of CCT and CRI combinations providing substantial design flexibility and energy efficiencies.

Lighting system designs incorporating these LED arrays deliver increased system level efficacy and longer service life. Typical applications include, but are not limited to, commercial and residential down lights, accent, spot and track lights.

Bridgelux Décor Series™ is our state of the art color line designed specifically for premium applications, producing unmatched LED light quality with brilliant color-rendering options and offer pleasing and inspiring lighting palettes. Bridgelux Décor Series color points are available on Vero® SE Series, Vero® Series, V Series™ and V Series™ HD.

**Décor Series™ Ultra** products provide a high CRI of 97 and a minimum R9 value of 91, which emphasizes the reds and color tones to which the human eye is most receptive - perfect for the most luxurious retail shops and world renowned museums. Décor Series Ultra is designed as a replacement for halogen.

## Features

- Efficacy of 141 lm/W typical
- Compact high flux density light source
- Uniform high quality illumination
- Minimum 80, 90 and 95 CRI options
- Streamlined thermal path
- ENERGY STAR® / ANSI compliant color binning structure with 3 SDCM options
- More energy efficient than incandescent, halogen and fluorescent lamps
- Low voltage DC operation
- Instant light with unlimited dimming

## Benefits

- Enhanced optical control
- Clean white light without pixelation
- High quality true color reproduction
- Significantly reduced thermal resistance and increased operating temperatures
- Uniform consistent white light
- Lower operating costs
- Easy to use with daylight and motion detectors to enable increased energy savings
- Reduced maintenance costs
- Environmentally friendly, no disposal issue



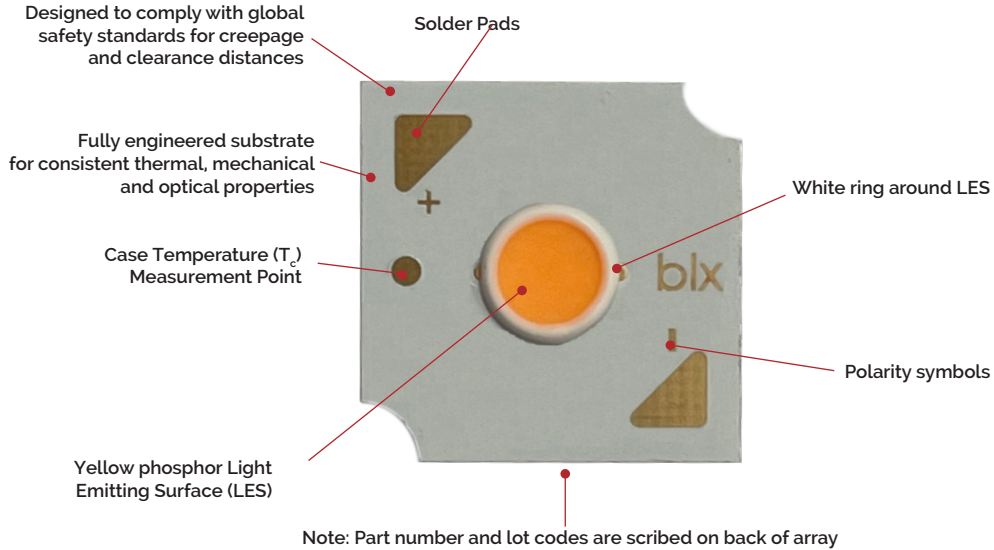
# Contents

Product Feature Map	2
Product Nomenclature	2
Product Selection Guide	3
Performance at Commonly Used Drive Currents	5
Electrical Characteristics	10
Eye Safety	11
Absolute Maximum Ratings	12
Performance Curves	13
Typical Radiation Pattern	15
Typical Color Spectrum	16
Mechanical Dimensions	17
Color Binning Information	18
Packaging and Labeling	19
Design Resources	21
Precautions	21
Disclaimers	21
About Bridgelux	22

# Product Feature Map

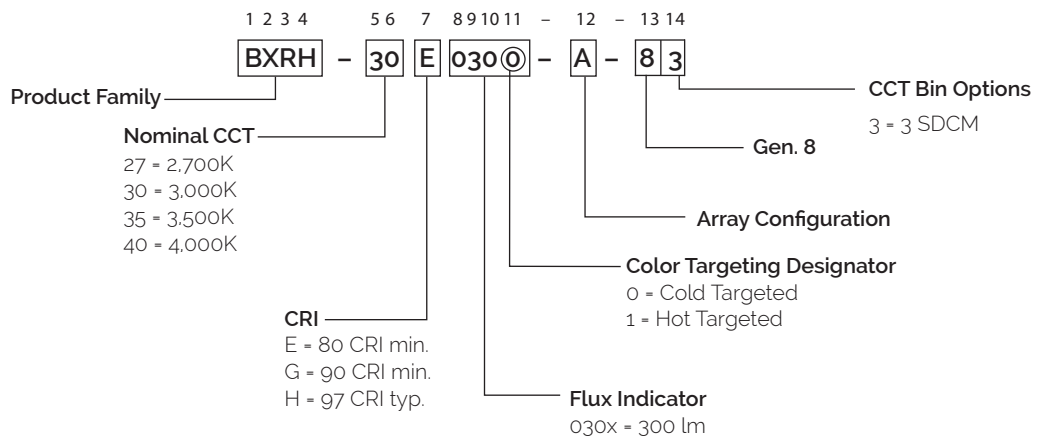
Bridgelux arrays are fully engineered devices that provide consistent thermal and optical performance on an engineered mechanical platform. The V Series HD arrays are the most compact chip-on-board devices across all of Bridgelux's LED Array products.

The arrays incorporate several features to simplify design integration and assembly. Please visit [www.bridgelux.com](http://www.bridgelux.com) for more information on the V Series HD family of products.



## Product Nomenclature

The part number designation for Bridgelux V Series HD LED arrays is explained as follows:



# Product Selection Guide

The following product configurations are available:

**Table 1:** Selection Guide, Pulsed Measurement Data ( $T_j = T_c = 25^\circ\text{C}$ )

Part Number	Nominal CCT <sup>1</sup> (K)	CRI <sup>2</sup>	Nominal Drive Current <sup>3</sup> (mA)	Typical Pulsed Flux <sup>4,5,6</sup> $T_c = 25^\circ\text{C}$ (lm)	Minimum Pulsed Flux <sup>6,7</sup> $T_c = 25^\circ\text{C}$ (lm)	Typical $V_f$ (V)	Typical Power (W)	Typical Efficacy (lm/W)
BXRH-22E0300-A-8x	2200	80	80	297	267	35.2	2.8	106
BXRH-22E0300-B-8x	2200	80	160	297	267	17.6	2.8	106
BXRH-22G0300-A-8x	2200	90	80	241	217	35.2	2.8	86
BXRH-22G0300-B-8x	2200	90	160	241	217	17.6	2.8	86
BXRH-22H0300-A-8x	2200	97	80	203	183	35.2	2.8	132
BXRH-22H0300-B-8x	2200	97	160	203	183	17.6	2.8	132
BXRH-24G0300-A-8x	2400	90	80	257	231	35.2	2.8	109
BXRH-24G0300-B-8x	2400	90	160	257	231	17.6	2.8	109
BXRH-24H0300-A-8x	2400	97	80	218	196	35.2	2.8	97
BXRH-24H0300-B-8x	2400	97	160	218	196	17.6	2.8	97
BXRH-27E0300-A-8x	2700	80	80	373	335	35.2	2.8	132
BXRH-27E0300-B-8x	2700	80	160	373	335	17.6	2.8	132
BXRH-27G0300-A-8x	2700	90	80	307	277	35.2	2.8	109
BXRH-27G0300-B-8x	2700	90	160	307	277	17.6	2.8	109
BXRH-27H0300-A-8x	2700	97	80	273	245	35.2	2.8	97
BXRH-27H0300-B-8x	2700	97	160	273	245	17.6	2.8	97
BXRH-30E0300-A-8x	3000	80	80	396	356	35.2	2.8	141
BXRH-30E0300-B-8x	3000	80	160	396	356	17.6	2.8	141
BXRH-30G0300-A-8x	3000	90	80	321	289	35.2	2.8	114
BXRH-30G0300-B-8x	3000	90	160	321	289	17.6	2.8	114
BXRH-30H0300-A-8x	3000	97	80	291	262	35.2	2.8	103
BXRH-30H0300-B-8x	3000	97	160	291	262	17.6	2.8	103
BXRH-35E0300-A-8x	3500	80	80	405	365	35.2	2.8	144
BXRH-35E0300-B-8x	3500	80	160	405	365	17.6	2.8	144
BXRH-35G0300-A-8x	3500	90	80	333	300	35.2	2.8	118
BXRH-35G0300-B-8x	3500	90	160	333	300	17.6	2.8	118
BXRH-35H0300-A-8x	3500	97	80	299	269	35.2	2.8	106
BXRH-35H0300-B-8x	3500	97	160	299	269	17.6	2.8	106
BXRH-40E0300-A-8x	4000	80	80	408	367	35.2	2.8	145
BXRH-40E0300-B-8x	4000	80	160	408	367	17.6	2.8	145
BXRH-40G0300-A-8x	4000	90	80	340	306	35.2	2.8	121
BXRH-40G0300-B-8x	4000	90	160	340	306	17.6	2.8	121
BXRH-40H0300-A-8x	4000	97	80	307	277	35.2	2.8	109
BXRH-40H0300-B-8x	4000	97	160	307	277	17.6	2.8	109
BXRH-50E0301-A-8x	5000	80	80	412	371	35.2	2.8	146
BXRH-50E0301-B-8x	5000	80	160	412	371	17.6	2.8	146
BXRH-50G0301-A-8x	5000	90	80	356	320	35.2	2.8	127
BXRH-50G0301-B-8x	5000	90	160	356	320	17.6	2.8	127

Notes for Table 1:

- Nominal CCT as defined by ANSI C78.377-2011.
- CRI values are typical for Decor Series Ultra . CRI values are minimums for all other products. Minimum Rg value for 80 CRI products is 0, the minimum Rg values for 90 CRI products is 50, the minimum Rg values for 97 CRI products is 91. Bridgelux maintains a  $\pm 3$  tolerance on CRI and Rg values.
- Drive current is referred to as nominal drive current.
- Products tested under pulsed condition (10ms pulse width) at nominal drive current where  $T_j$  (junction temperature) =  $T_c$  (case temperature) =  $25^\circ\text{C}$ .
- Typical performance values are provided as a reference only and are not a guarantee of performance.
- Bridgelux maintains a  $\pm 7\%$  tolerance on flux measurements.
- Minimum flux values at the nominal test current are guaranteed by 100% test.

# Product Selection Guide

**Table 2:** Selection Guide, Stabilized DC Performance ( $T_c = 85^\circ\text{C}$ )<sup>4,5</sup>

Part Number	Nominal CCT <sup>1</sup> (K)	CRI <sup>2</sup>	Nominal Drive Current <sup>3</sup> (mA)	Typical DC Flux <sup>4,5</sup> $T_c = 85^\circ\text{C}$ (lm)	Minimum DC Flux <sup>6</sup> $T_c = 85^\circ\text{C}$ (lm)	Typical $V_f$ (V)	Typical Power (W)	Typical Efficacy (lm/W)
BXRH-22E0300-A-8x	2200	80	80	267	241	35.2	2.8	98
BXRH-22E0300-B-8x	2200	80	160	267	241	17.6	2.8	98
BXRH-22G0300-A-8x	2200	90	80	217	195	35.2	2.8	79
BXRH-22G0300-B-8x	2200	90	160	217	195	17.6	2.8	79
BXRH-22H0300-A-8x	2200	97	80	183	302	34.4	2.8	122
BXRH-22H0300-B-8x	2200	97	160	183	302	17.2	2.8	122
BXRH-24G0300-A-8x	2400	90	80	231	249	34.4	2.8	101
BXRH-24G0300-B-8x	2400	90	160	231	249	17.2	2.8	101
BXRH-24H0300-A-8x	2400	97	80	196	221	34.4	2.8	89
BXRH-24H0300-B-8x	2400	97	160	196	221	17.2	2.8	89
BXRH-27E0300-A-8x	2700	80	80	335	302	34.4	2.8	122
BXRH-27E0300-B-8x	2700	80	160	335	302	17.2	2.8	122
BXRH-27G0300-A-8x	2700	90	80	277	249	34.4	2.8	101
BXRH-27G0300-B-8x	2700	90	160	277	249	17.2	2.8	101
BXRH-27H0300-A-8x	2700	97	80	245	221	34.4	2.8	89
BXRH-27H0300-B-8x	2700	97	160	245	221	17.2	2.8	89
BXRH-30E0300-A-8x	3000	80	80	356	321	34.4	2.8	130
BXRH-30E0300-B-8x	3000	80	160	356	321	17.2	2.8	130
BXRH-30G0300-A-8x	3000	90	80	289	260	34.4	2.8	105
BXRH-30G0300-B-8x	3000	90	160	289	260	17.2	2.8	105
BXRH-30H0300-A-8x	3000	97	80	262	236	34.4	2.8	95
BXRH-30H0300-B-8x	3000	97	160	262	236	17.2	2.8	95
BXRH-35E0300-A-8x	3500	80	80	365	328	34.4	2.8	133
BXRH-35E0300-B-8x	3500	80	160	365	328	17.2	2.8	133
BXRH-35G0300-A-8x	3500	90	80	300	270	34.4	2.8	109
BXRH-35G0300-B-8x	3500	90	160	300	270	17.2	2.8	109
BXRH-35H0300-A-8x	3500	97	80	269	242	34.4	2.8	98
BXRH-35H0300-B-8x	3500	97	160	269	242	17.2	2.8	98
BXRH-40E0300-A-8x	4000	80	80	367	330	34.4	2.8	133
BXRH-40E0300-B-8x	4000	80	160	367	330	17.2	2.8	133
BXRH-40G0300-A-8x	4000	90	80	306	275	34.4	2.8	111
BXRH-40G0300-B-8x	4000	90	160	306	275	17.2	2.8	111
BXRH-40H0300-A-8x	4000	97	80	277	249	34.4	2.8	101
BXRH-40H0300-B-8x	4000	97	160	277	249	17.2	2.8	101
BXRH-50E0301-A-8x	5000	80	80	371	334	34.4	2.8	135
BXRH-50E0301-B-8x	5000	80	160	371	334	17.2	2.8	135
BXRH-50G0301-A-8x	5000	90	80	320	289	34.4	2.8	116
BXRH-50G0301-B-8x	5000	90	160	320	289	17.2	2.8	116

Notes for Table 2:

- Nominal CCT as defined by ANSI C78.377-2011.
- All CRI values are measured at  $T_c = T_j = 25^\circ\text{C}$ . CRI values are typical for Decor Series Ultra. CRI values are minimums for all other products. Minimum Rg value for 80 CRI products is 0, the minimum Rg values for 90 CRI products is 50, the minimum Rg values for 97 CRI products is 91. Bridgelux maintains a  $\pm 3$  tolerance on CRI and Rg values.
- Drive current is referred to as nominal drive current.
- Typical stabilized DC performance values are provided as reference only and are not a guarantee of performance.
- Typical performance is estimated based on operation under DC (direct current) with LED array mounted onto a heat sink with thermal interface material and the case temperature maintained at  $85^\circ\text{C}$ . Based on Bridgelux test setup, values may vary depending on the thermal design of the luminaire and/or the exposed environment to which the product is subjected.
- Minimum flux values at elevated temperatures are provided for reference only and are not guaranteed by 100% production testing. Based on Bridgelux test setup, values may vary depending on the thermal design of the luminaire and/or the exposed environment to which the product is subjected.

# European Product Registry for Energy Labeling

The European Product Registry for Energy Labeling (EPREL) is defined in the EU Regulation 2017/1369 to provide important energy efficiency information to consumers. Together with Energy Labeling Regulation ELR (EU) 2019/2015 which was amended by regulation (EU) 2021/340 for energy labelling of light sources, manufacturers are required to declare an energy class based on key technical specifications from each of their product and register it in an open data base managed by EPREL. It is now a legal requirement for a vendor of light sources to upload information about their products into the EPREL database before placing these products on the market in the EU.

Table 3 below provides a list of part numbers that are in compliance with ELR and are currently listed in the EPREL database.

At Bridgelux, we are fully committed to supplying products that are compliant with pertinent laws, rules, and obligation imposed by relevant government bodies including the European Energy Labeling regulation. Customers can use these products with full confidence for any projects that fall under the ELR.

**Table 3:** Part numbers registered in European Product Registry for Energy Labeling

PART NUMBER <sup>1</sup>	CCT (K)	CRI	Current <sup>2</sup> (mA)	Vf (V)	Useful flux <sup>3</sup> ( $\Phi_{use}$ ) at 85°C (lm)	Power (W)	Efficacy (lm/W)	Energy efficiency class <sup>4</sup>	Registration No	URL to Product Information Sheet in EPREL Database
BXRH-27E0300-A-8x	2700	80	180	38.2	666	6.9	97	F	875771	<a href="https://eprelec.europa.eu/qr/875771">https://eprelec.europa.eu/qr/875771</a>
BXRH-27E0300-B-8x	2700	80	360	19.2	666	6.9	97	F	875773	<a href="https://eprelec.europa.eu/qr/875773">https://eprelec.europa.eu/qr/875773</a>
BXRH-27G0300-A-8x	2700	90	150	39.0	491	5.8	84	G	875793	<a href="https://eprelec.europa.eu/qr/875793">https://eprelec.europa.eu/qr/875793</a>
BXRH-27G0300-B-8x	2700	90	300	19.5	491	5.9	84	G	875795	<a href="https://eprelec.europa.eu/qr/875795">https://eprelec.europa.eu/qr/875795</a>
BXRH-27H0300-A-8x	2700	95	130	39.7	397	5.2	77	G	875827	<a href="https://eprelec.europa.eu/qr/875827">https://eprelec.europa.eu/qr/875827</a>
BXRH-27H0300-B-8x	2700	95	270	19.2	397	5.2	77	G	875829	<a href="https://eprelec.europa.eu/qr/875829">https://eprelec.europa.eu/qr/875829</a>
BXRH-30E0300-A-8x	3000	80	180	38.2	707	6.9	103	F	875857	<a href="https://eprelec.europa.eu/qr/875857">https://eprelec.europa.eu/qr/875857</a>
BXRH-30E0300-B-8x	3000	80	360	19.2	707	6.9	103	F	875859	<a href="https://eprelec.europa.eu/qr/875859">https://eprelec.europa.eu/qr/875859</a>
BXRH-30G0300-A-8x	3000	90	160	38.7	534	6.2	86	G	875879	<a href="https://eprelec.europa.eu/qr/875879">https://eprelec.europa.eu/qr/875879</a>
BXRH-30G0300-B-8x	3000	90	320	19.4	534	6.2	86	G	875881	<a href="https://eprelec.europa.eu/qr/875881">https://eprelec.europa.eu/qr/875881</a>
BXRH-30H0300-A-8x	3000	95	140	41.8	465	5.8	79	G	875936	<a href="https://eprelec.europa.eu/qr/875936">https://eprelec.europa.eu/qr/875936</a>
BXRH-30H0300-B-8x	3000	95	300	18.4	445	5.5	81	G	875938	<a href="https://eprelec.europa.eu/qr/875938">https://eprelec.europa.eu/qr/875938</a>
BXRH-35E0300-A-8x	3500	80	180	38.2	724	6.9	105	F	875976	<a href="https://eprelec.europa.eu/qr/875976">https://eprelec.europa.eu/qr/875976</a>
BXRH-35E0300-B-8x	3500	80	360	19.2	724	6.9	105	F	875978	<a href="https://eprelec.europa.eu/qr/875978">https://eprelec.europa.eu/qr/875978</a>
BXRH-35G0300-A-8x	3500	90	160	40.8	575	6.5	88	G	875994	<a href="https://eprelec.europa.eu/qr/875994">https://eprelec.europa.eu/qr/875994</a>
BXRH-35G0300-B-8x	3500	90	340	19.3	575	6.6	88	G	875996	<a href="https://eprelec.europa.eu/qr/875996">https://eprelec.europa.eu/qr/875996</a>
BXRH-35H0300-A-8x	3500	95	150	39.0	478	5.8	82	G	876018	<a href="https://eprelec.europa.eu/qr/876018">https://eprelec.europa.eu/qr/876018</a>
BXRH-35H0300-B-8x	3500	95	310	18.9	478	5.9	81	G	876020	<a href="https://eprelec.europa.eu/qr/876020">https://eprelec.europa.eu/qr/876020</a>
BXRH-40E0300-A-8x	4000	80	180	38.2	728	6.9	106	F	876036	<a href="https://eprelec.europa.eu/qr/876036">https://eprelec.europa.eu/qr/876036</a>
BXRH-40E0300-B-8x	4000	80	360	19.2	728	6.9	106	F	876038	<a href="https://eprelec.europa.eu/qr/876038">https://eprelec.europa.eu/qr/876038</a>
BXRH-40G0300-A-8x	4000	90	180	38.2	608	6.9	88	G	876058	<a href="https://eprelec.europa.eu/qr/876058">https://eprelec.europa.eu/qr/876058</a>
BXRH-40G0300-B-8x	4000	90	360	19.2	608	6.9	88	G	876060	<a href="https://eprelec.europa.eu/qr/876060">https://eprelec.europa.eu/qr/876060</a>
BXRH-40H0300-A-8x	4000	95	150	41.3	511	6.2	83	G	876082	<a href="https://eprelec.europa.eu/qr/876082">https://eprelec.europa.eu/qr/876082</a>
BXRH-40H0300-B-8x	4000	95	320	19.4	511	6.2	82	G	876084	<a href="https://eprelec.europa.eu/qr/876084">https://eprelec.europa.eu/qr/876084</a>

Notes for Table 3:

- All device listed here must be disposed as e-waste upon its end of life according to local country guideline in each country.
- For information on performance values at alternative drive conditions, please refer to the Product Selection Guide, Absolute Maximum Rating Table and Performance Curves in this data sheet.
- For a definition of useful luminous flux ( $\Phi_{use}$ ), please see the ELR regulations at <https://tinyurl.com/4b6zvt4m>.
- EPREL requires an arrow symbol containing the letter of the energy efficiency class to be displayed, on technical promotional material. Refer to this energy efficiency class column for specific energy efficiency class on each part number.

# Performance at Commonly Used Drive Currents

V Series HD LED arrays are tested to the specifications shown using the nominal drive currents in Table 1. V Series HD LED arrays may also be driven at other drive currents dependent on specific application design requirements. The performance at any drive current can be derived from the current vs. voltage characteristics shown in Figures 1 & 2 and the flux vs. current characteristics shown in Figures 3 & 4. The performance at commonly used drive currents is summarized in Table 4.

**Table 4:** Product Performance at Commonly Used Drive Currents

Part Number	CRI	Drive Current <sup>1</sup> (mA)	Typical V <sub>f</sub> T <sub>c</sub> = 25°C (V)	Typical Power T <sub>c</sub> = 25°C (W)	Typical Flux <sup>2</sup> T <sub>c</sub> = 25°C (lm)	Typical DC Flux <sup>3</sup> T <sub>c</sub> = 85°C (lm)	Typical Efficacy T <sub>c</sub> = 25°C (lm/W)
BXRH-22E0300-A-8x	80	40	33.5	1.3	158	142.2	118
		60	34.3	2.1	228	205.2	111
		<b>80</b>	<b>35.2</b>	<b>2.8</b>	<b>297</b>	<b>267.3</b>	<b>105</b>
		150	38	5.7	509	458.1	89
		180	39.1	7.0	590	531	84
BXRH-22E0300-B-8x	80	80	16.8	1.3	158	142.2	118
		120	17.2	2.1	228	205.2	110
		<b>160</b>	<b>17.6</b>	<b>2.8</b>	<b>297</b>	<b>267.3</b>	<b>105</b>
		300	19	5.7	509	458.1	89
		360	19.6	7.1	590	531	84
BXRH-22G0300-A-8x	90	40	33.5	1.3	128	115	95
		60	34.3	2.1	185	167	90
		<b>80</b>	<b>35.2</b>	<b>2.8</b>	<b>241</b>	<b>217</b>	<b>86</b>
		150	38	5.7	413	372	72
		180	39.1	7.0	478	431	68
BXRH-22G0300-B-8x	90	80	16.8	1.3	128	115	95
		120	17.2	2.1	185	167	90
		<b>160</b>	<b>17.6</b>	<b>2.8</b>	<b>241</b>	<b>217</b>	<b>86</b>
		300	19	5.7	413	372	72
		360	19.6	7.1	478	431	68
BXRH-22H0300-A-8x	97	40	33.5	1.3	108	97	80
		60	34.3	2.1	156	140	76
		<b>80</b>	<b>35.2</b>	<b>2.8</b>	<b>203</b>	<b>183</b>	<b>72</b>
		150	38	5.7	348	313	61
		180	39.1	7.0	403	363	57
BXRH-22H0300-B-8x	97	80	16.8	1.3	108	97	80
		120	17.2	2.1	156	140	76
		<b>160</b>	<b>17.6</b>	<b>2.8</b>	<b>203</b>	<b>183</b>	<b>72</b>
		300	19	5.7	348	313	61
		360	19.6	7.1	403	363	57
BXRH-24G0300-A-8x	90	40	33.5	1.3	136	123	102
		60	34.3	2.1	197	178	96
		<b>80</b>	<b>35.2</b>	<b>2.8</b>	<b>257</b>	<b>231</b>	<b>91</b>
		150	38	5.7	441	397	77
		180	39.1	7.0	510	459	72
BXRH-24G0300-B-8x	90	80	16.8	1.3	136	123	101
		120	17.2	2.1	197	178	96
		<b>160</b>	<b>17.6</b>	<b>2.8</b>	<b>257</b>	<b>231</b>	<b>91</b>
		300	19	5.7	441	397	77
		360	19.6	7.1	510	459	72

Notes for Table 4:

1. Alternate drive currents are provided for reference only and are not a guarantee of performance.
2. Bridgelux maintains a ± 7% tolerance on flux measurements.
3. Typical stabilized DC performance values are provided as reference only and are not a guarantee of performance.

# Performance at Commonly Used Drive Currents

**Table 4:** Product Performance at Commonly Used Drive Currents (Continued)

Part Number	CRI	Drive Current <sup>1</sup> (mA)	Typical $V_f$ $T_c = 25^\circ\text{C}$ (V)	Typical Power $T_c = 25^\circ\text{C}$ (W)	Typical Flux <sup>2</sup> $T_c = 25^\circ\text{C}$ (lm)	Typical DC Flux <sup>3</sup> $T_c = 85^\circ\text{C}$ (lm)	Typical Efficacy $T_c = 25^\circ\text{C}$ (lm/W)
BXRH-24H0300-A-8x	97	40	33.5	1.3	116	104	86
		60	34.3	2.1	167	151	81
		<b>80</b>	<b>35.2</b>	<b>2.8</b>	<b>218</b>	<b>196</b>	<b>77</b>
		150	38	5.7	374	336	66
BXRH-24H0300-B-8x	97	180	39.1	7.0	433	389	61
		80	16.8	1.3	116	104	86
		120	17.2	2.1	167	151	81
		<b>160</b>	<b>17.6</b>	<b>2.8</b>	<b>218</b>	<b>196</b>	<b>77</b>
BXRH-27E0300-A-8x	80	300	19	5.7	374	336	66
		360	19.6	7.1	433	389	61
		40	33.5	1.3	198	178	148
		60	34.3	2.1	287	258	139
BXRH-27E0300-B-8x	80	<b>80</b>	<b>35.2</b>	<b>2.8</b>	<b>373</b>	<b>335</b>	<b>132</b>
		150	38	5.7	639	576	112
		180	39.1	7	740	666	105
		80	16.8	1.3	198	178	147
BXRH-27G0300-A-8x	90	120	17.2	2.1	287	258	139
		<b>160</b>	<b>17.6</b>	<b>2.8</b>	<b>373</b>	<b>335</b>	<b>132</b>
		300	19	5.7	639	576	112
		360	19.6	7.1	740	666	105
BXRH-27H0300-A-8x	97	40	33.5	1.3	163	147	122
		60	34.3	2.1	236	213	115
		<b>80</b>	<b>35.2</b>	<b>2.8</b>	<b>307</b>	<b>277</b>	<b>109</b>
		150	38	5.7	528	475	93
BXRH-27G0300-B-8x	90	180	39.1	7	610	549	87
		80	16.8	1.3	163	147	122
		120	17.2	2.1	236	213	115
		<b>160</b>	<b>17.6</b>	<b>2.8</b>	<b>307</b>	<b>277</b>	<b>109</b>
BXRH-27H0300-B-8x	97	300	19	5.7	528	475	92
		360	19.6	7.1	610	549	87
		40	33.5	1.3	145	130	108
		60	34.3	2.1	210	189	102
BXRH-27H0300-A-8x	97	<b>80</b>	<b>35.2</b>	<b>2.8</b>	<b>273</b>	<b>245</b>	<b>97</b>
		150	38	5.7	468	421	82
		180	39.1	7	541	487	77
		80	16.8	1.3	145	130	108
BXRH-27H0300-B-8x	97	120	17.2	2.1	210	189	102
		<b>160</b>	<b>17.6</b>	<b>2.8</b>	<b>273</b>	<b>245</b>	<b>97</b>
		300	19	5.7	468	421	82
		360	19.6	7.1	541	487	77
BXRH-30E0300-A-8x	80	40	33.5	1.3	210	189	157
		60	34.3	2.1	304	274	148
		<b>80</b>	<b>35.2</b>	<b>2.8</b>	<b>396</b>	<b>356</b>	<b>141</b>
		150	38	5.7	679	612	119
BXRH-30E0300-A-8x	80	180	39.1	7	786	708	112

Notes for Table 4:

1. Alternate drive currents are provided for reference only and are not a guarantee of performance.
2. Bridgelux maintains a  $\pm 7\%$  tolerance on flux measurements.
3. Typical stabilized DC performance values are provided as reference only and are not a guarantee of performance.

# Performance at Commonly Used Drive Currents

**Table 4:** Product Performance at Commonly Used Drive Currents (Continued)

Part Number	CRI	Drive Current <sup>1</sup> (mA)	Typical V <sub>f</sub> T <sub>c</sub> = 25°C (V)	Typical Power T <sub>c</sub> = 25°C (W)	Typical Flux <sup>2</sup> T <sub>c</sub> = 25°C (lm)	Typical DC Flux <sup>3</sup> T <sub>c</sub> = 85°C (lm)	Typical Efficacy T <sub>c</sub> = 25°C (lm/W)
BXRH-30E0300-B-8x	80	80	16.8	1.3	210	189	157
		120	17.2	2.1	304	274	148
		<b>160</b>	<b>17.6</b>	<b>2.8</b>	<b>396</b>	<b>356</b>	<b>140</b>
		300	19	5.7	679	612	119
		360	19.6	7.1	786	708	111
BXRH-30G0300-A-8x	90	40	33.5	1.3	170	153	127
		60	34.3	2.1	247	222	120
		<b>80</b>	<b>35.2</b>	<b>2.8</b>	<b>321</b>	<b>289</b>	<b>114</b>
		150	38	5.7	552	496	97
		180	39.1	7	638	574	91
BXRH-30G0300-B-8x	90	80	16.8	1.3	170	153	127
		120	17.2	2.1	247	222	120
		<b>160</b>	<b>17.6</b>	<b>2.8</b>	<b>321</b>	<b>289</b>	<b>114</b>
		300	19	5.7	552	496	97
		360	19.6	7.1	638	574	90
BXRH-30H0300-A-8x	97	40	33.5	1.3	154	139	115
		60	34.3	2.1	224	201	109
		<b>80</b>	<b>35.2</b>	<b>2.8</b>	<b>291</b>	<b>262</b>	<b>103</b>
		150	38	5.7	500	450	88
		180	39.1	7	578	520	82
BXRH-30H0300-B-8x	97	80	16.8	1.3	154	139	115
		120	17.2	2.1	224	201	108
		<b>160</b>	<b>17.6</b>	<b>2.8</b>	<b>291</b>	<b>262</b>	<b>103</b>
		300	19	5.7	500	450	87
		360	19.6	7.1	578	520	82
BXRH-35E0300-A-8x	80	40	33.5	1.3	215	193	160
		60	34.3	2.1	312	280	151
		<b>80</b>	<b>35.2</b>	<b>2.8</b>	<b>405</b>	<b>365</b>	<b>144</b>
		150	38	5.7	695	626	122
		180	39.1	7	805	724	114
BXRH-35E0300-B-8x	80	80	16.8	1.3	215	193	160
		120	17.2	2.1	312	280	151
		<b>160</b>	<b>17.6</b>	<b>2.8</b>	<b>405</b>	<b>365</b>	<b>144</b>
		300	19	5.7	695	626	122
		360	19.6	7.1	805	724	114
BXRH-35G0300-A-8x	90	40	33.5	1.3	177	159	132
		60	34.3	2.1	256	231	124
		<b>80</b>	<b>35.2</b>	<b>2.8</b>	<b>333</b>	<b>300</b>	<b>118</b>
		150	38	5.7	572	514	100
		180	39.1	7	661	595	94
BXRH-35G0300-B-8x	90	80	16.8	1.3	177	159	132
		120	17.2	2.1	256	231	124
		<b>160</b>	<b>17.6</b>	<b>2.8</b>	<b>333</b>	<b>300</b>	<b>118</b>
		300	19	5.7	572	514	100
		360	19.6	7.1	661	595	94

Notes for Table 4:

1. Alternate drive currents are provided for reference only and are not a guarantee of performance.
2. Bridgelux maintains a ± 7% tolerance on flux measurements.
3. Typical stabilized DC performance values are provided as reference only and are not a guarantee of performance.

# Performance at Commonly Used Drive Currents

**Table 4:** Product Performance at Commonly Used Drive Currents (Continued)

Part Number	CRI	Drive Current <sup>1</sup> (mA)	Typical $V_f$ $T_c = 25^\circ\text{C}$ (V)	Typical Power $T_c = 25^\circ\text{C}$ (W)	Typical Flux <sup>2</sup> $T_c = 25^\circ\text{C}$ (lm)	Typical DC Flux <sup>3</sup> $T_c = 85^\circ\text{C}$ (lm)	Typical Efficacy $T_c = 25^\circ\text{C}$ (lm/W)
BXRH-35H0300-A-8x	97	40	33.5	1.3	159	143	119
		60	34.3	2.1	230	207	112
		<b>80</b>	<b>35.2</b>	<b>2.8</b>	<b>299</b>	<b>269</b>	<b>106</b>
		150	38	5.7	514	462	90
		180	39.1	7	594	535	84
BXRH-35H0300-B-8x	97	80	16.8	1.3	159	143	118
		120	17.2	2.1	230	207	112
		<b>160</b>	<b>17.6</b>	<b>2.8</b>	<b>299</b>	<b>269</b>	<b>106</b>
		300	19	5.7	514	462	90
		360	19.6	7.1	594	535	84
BXRH-40E0300-A-8x	80	40	33.5	1.3	216	195	161
		60	34.3	2.1	313	282	152
		<b>80</b>	<b>35.2</b>	<b>2.8</b>	<b>408</b>	<b>367</b>	<b>145</b>
		150	38	5.7	699	629	123
		180	39.1	7	809	728	115
BXRH-40E0300-B-8x	80	80	16.8	1.3	216	195	161
		120	17.2	2.1	313	282	152
		<b>160</b>	<b>17.6</b>	<b>2.8</b>	<b>408</b>	<b>367</b>	<b>145</b>
		300	19	5.7	699	629	122
		360	19.6	7.1	809	728	115
BXRH-40G0300-A-8x	90	40	33.5	1.3	180	162	135
		60	34.3	2.1	261	235	127
		<b>80</b>	<b>35.2</b>	<b>2.8</b>	<b>340</b>	<b>306</b>	<b>121</b>
		150	38	5.7	584	525	102
		180	39.1	7	675	608	96
BXRH-40G0300-B-8x	90	80	16.8	1.3	180	162	134
		120	17.2	2.1	261	235	127
		<b>160</b>	<b>17.6</b>	<b>2.8</b>	<b>340</b>	<b>306</b>	<b>121</b>
		300	19	5.7	584	525	102
		360	19.6	7.1	675	608	96
BXRH-40H0300-A-8x	97	40	33.5	1.3	163	147	122
		60	34.3	2.1	236	213	115
		<b>80</b>	<b>35.2</b>	<b>2.8</b>	<b>307</b>	<b>277</b>	<b>109</b>
		150	38	5.7	528	475	93
		180	39.1	7	610	549	87
BXRH-40H0300-B-8x	97	80	16.8	1.3	163	147	122
		120	17.2	2.1	236	213	115
		<b>160</b>	<b>17.6</b>	<b>2.8</b>	<b>307</b>	<b>277</b>	<b>109</b>
		300	19	5.7	528	475	92
		360	19.6	7.1	610	549	87
BXRH-50E0301-A-8x	80	40	33.5	1.3	219	197	163
		60	34.3	2.1	317	285	154
		<b>80</b>	<b>35.2</b>	<b>2.8</b>	<b>412</b>	<b>371</b>	<b>146</b>
		150	38	5.7	707	637	124
		180	39.1	7	818	737	116

Notes for Table 4:

1. Alternate drive currents are provided for reference only and are not a guarantee of performance.
2. Bridgelux maintains a  $\pm 7\%$  tolerance on flux measurements.
3. Typical stabilized DC performance values are provided as reference only and are not a guarantee of performance.

# Performance at Commonly Used Drive Currents

**Table 4:** Product Performance at Commonly Used Drive Currents (Continued)

Part Number	CRI	Drive Current <sup>1</sup> (mA)	Typical $V_f$ $T_c = 25^\circ\text{C}$ (V)	Typical Power $T_c = 25^\circ\text{C}$ (W)	Typical Flux <sup>2</sup> $T_c = 25^\circ\text{C}$ (lm)	Typical DC Flux <sup>3</sup> $T_c = 85^\circ\text{C}$ (lm)	Typical Efficacy $T_c = 25^\circ\text{C}$ (lm/W)
BXRH-50E0301-B-8x	80	80	16.8	1.3	219	197	163
		120	17.2	2.1	317	285	153
		<b>160</b>	<b>17.6</b>	<b>2.8</b>	<b>412</b>	<b>371</b>	<b>146</b>
		300	19	5.7	707	637	124
		360	19.6	7.1	818	737	116
BXRH-50G0301-A-8x	90	40	33.5	1.3	189	170	141
		60	34.3	2.1	274	247	133
		<b>80</b>	<b>35.2</b>	<b>2.8</b>	<b>356</b>	<b>320</b>	<b>127</b>
		150	38	5.7	611	551	107
		180	39.1	7	707	637	100
BXRH-50G0301-B-8x	90	80	16.8	1.3	189	170	141
		120	17.2	2.1	274	247	133
		<b>160</b>	<b>17.6</b>	<b>2.8</b>	<b>356</b>	<b>320</b>	<b>127</b>
		300	19	5.7	611	551	107
		360	19.6	7.1	707	637	100

Notes for Table 4:

1. Alternate drive currents are provided for reference only and are not a guarantee of performance.
2. Bridgelux maintains a  $\pm 7\%$  tolerance on flux measurements.
3. Typical stabilized DC performance values are provided as reference only and are not a guarantee of performance.

# Electrical Characteristics

**Table 5:** Electrical Characteristics

Part Number	Drive Current (mA)	Forward Voltage Pulsed, $T_c = 25^\circ\text{C}$ (V) <sup>1, 2, 3.</sup>			Typical Coefficient of Forward Voltage <sup>4</sup> $\Delta V_f / \Delta T_c$ (mV/ $^\circ\text{C}$ )	Typical Thermal Resistance Junction to Case <sup>5,6</sup> $R_{j-c}$ ( $^\circ\text{C}/\text{W}$ )	Driver Selection Voltages <sup>7</sup> (V)	
		Minimum	Typical	Maximum			$V_f$ Min. Hot $T_c = 105^\circ\text{C}$ (V)	$V_f$ Max. Cold $T_c = -40^\circ\text{C}$ (V)
BXRH-xxx030x-A-8x	80	32.6	35.2	37.8	-13.30	2.11	31.5	38.7
	180	36.2	39.1	42.0	-14.77	2.58	35.0	43.0
BXRH-xxx030x-B-8x	160	16.3	17.6	18.9	-6.65	2.11	15.7	19.4
	360	18.1	19.6	21.1	-7.41	2.58	17.5	21.6

Notes for Table 5:

- Parts are tested in pulsed conditions.  $T_c = 25^\circ\text{C}$ . Pulse width is 10ms.
- Voltage minimum and maximum are provided for reference only and are not a guarantee of performance.
- Bridgelux maintains a tester tolerance of  $\pm 0.10\text{V}$  on forward voltage measurements.
- Typical coefficient of forward voltage tolerance is  $\pm 0.1\text{mV}$  for nominal current.
- Thermal resistance values are based from test data of a 3000K 80 CRI product.
- Thermal resistance value was calculated using total electrical input power; optical power was not subtracted from input power. The thermal interface material used during testing is not included in the thermal resistance value.
- $V_f$  min hot and max cold values are provided as reference only and are not guaranteed by test. These values are provided to aid in driver design and selection over the operating range of the product.
- This product has been designed and manufactured per IEC 62031:2018. This product has passed dielectric withstand voltage testing at 500 V. The working voltage designated for the insulation is 50V d.c. The maximum allowable voltage across the array must be determined in the end product application.

# Eye Safety

**Table 6:** Eye Safety Risk Group (RG) Classifications

Part Number	Drive Current <sup>3</sup> (mA)	CCT <sup>1,2</sup>	
		2700K/3000K	4000K <sup>2</sup>
BXRH-xxx030x-A-8x	80	RG1	RG1
	180	RG1	RG2
BXRH-xxx030x-B-8x	160	RG1	RG1
	360	RG1	RG2

Notes for Table 6:

1. Eye safety classification for the use of Bridgelux V Series HD LED arrays is in accordance with specification IEC/TR 62778: Application of IEC 62471 for the assessment of blue light hazard to light sources and luminaires.
2. For products classified as RG2 at 4000K,  $E_{thr}$  = 1760 lx.
3. Please contact your Bridgelux sales representative for  $E_{thr}$  values at specific drive currents and CCTs not listed.

# Absolute Maximum Ratings

**Table 7:** Maximum Ratings

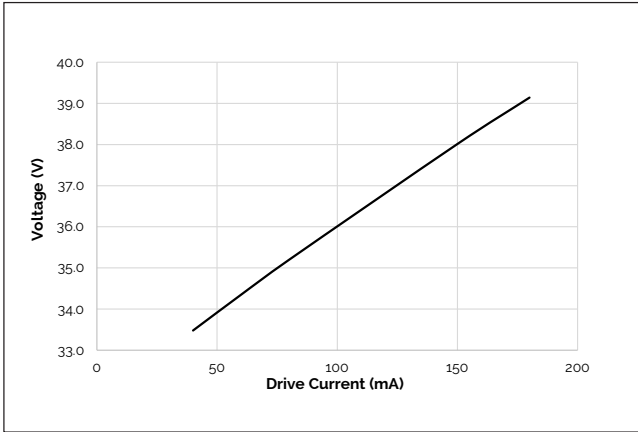
Parameter	Maximum Rating	
LED Junction Temperature ( $T_j$ )	125°C	
Storage Temperature	-40°C to +105°C	
Operating Case Temperature <sup>1</sup> ( $T_c$ )	105°C	
Soldering Temperature <sup>2</sup>	350°C or lower for a maximum of 6 seconds	
	BXRH-xxx030x-A-8x	BXRH-xxx030x-B-8x
Maximum Drive Current <sup>3</sup>	180	360
Maximum Peak Pulsed Drive Current <sup>4</sup>	215	425
Maximum Reverse Voltage <sup>5</sup>	-60	-30

Notes for Table 7:

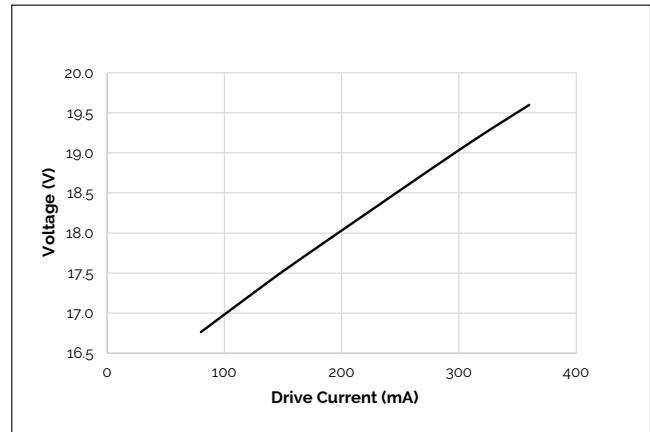
1. For IEC 62717 requirement, please consult your Bridgelux sales representative.
2. Refer to Bridgelux Application Note AN101: Handling and Assembly of Bridgelux V Series LED Arrays.
3. Arrays may be driven at higher currents however lumen maintenance may be reduced, and product warranty will be void.
4. Bridgelux recommends a maximum duty cycle of 10% and pulse width of 20 ms when operating LED Arrays at maximum peak pulsed current specified. Maximum peak pulsed currents indicate values where LED Arrays can be driven without catastrophic failures.
5. Light emitting diodes are not designed to be driven in reverse voltage and will not produce light under this condition. Maximum rating provided for reference only.

# Performance Curves

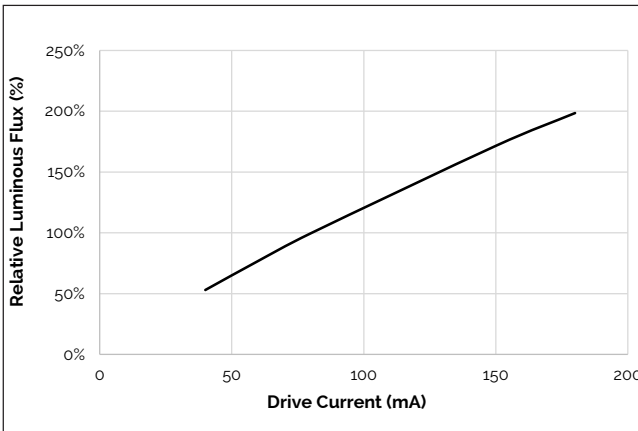
**Figure 1: V3A HD Drive Current vs. Voltage ( $T_j = T_c = 25^\circ\text{C}$ )<sup>1</sup>**



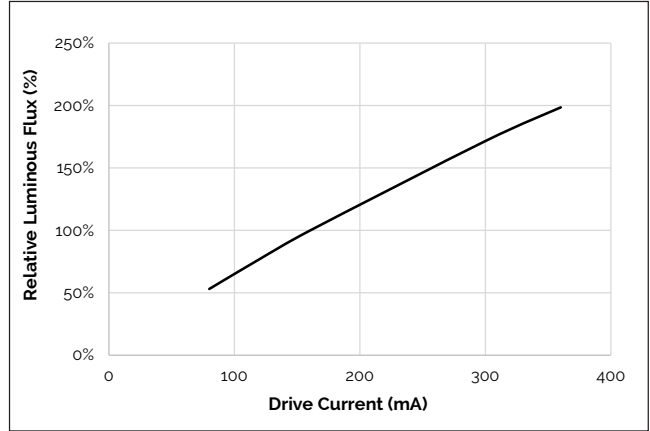
**Figure 2: V3B HD Drive Current vs. Voltage ( $T_j = T_c = 25^\circ\text{C}$ )<sup>1</sup>**



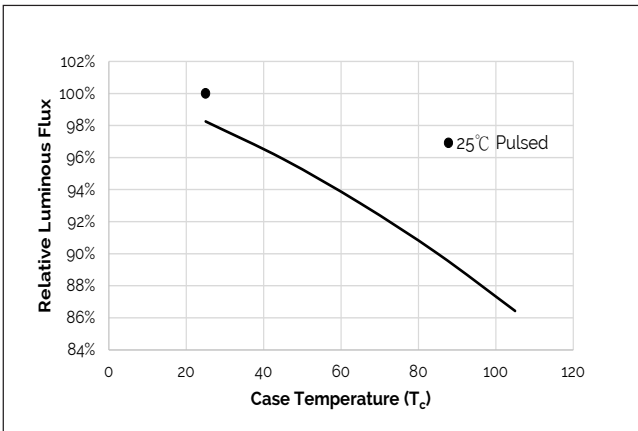
**Figure 3: V3A HD Typical Relative Luminous Flux vs. Drive Current ( $T_j = T_c = 25^\circ\text{C}$ )<sup>1</sup>**



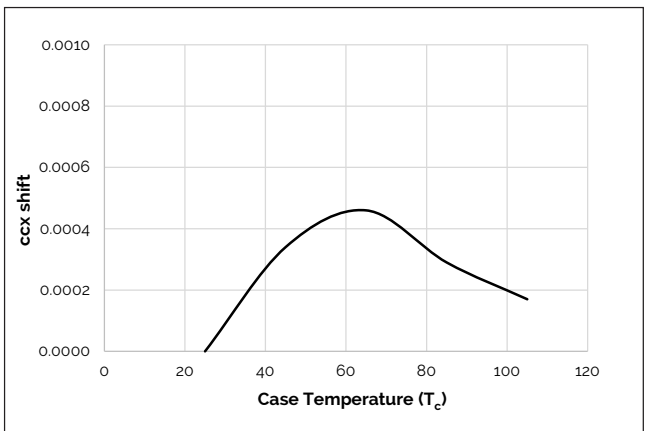
**Figure 4: V3B HD Typical Relative Luminous Flux vs. Drive Current ( $T_j = T_c = 25^\circ\text{C}$ )<sup>1</sup>**



**Figure 5: Typical DC Flux vs. Case Temperature**



**Figure 6: Typical DC ccx Shift vs. Case Temperature**

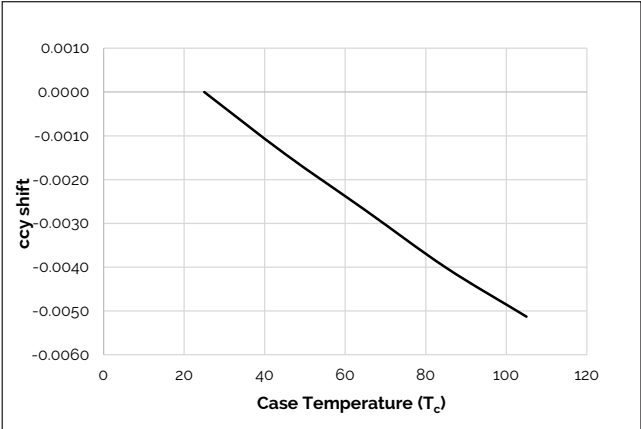


Notes for Figures 1 - 6:

1. Bridgelux does not recommend driving high power LEDs at low currents. Doing so may produce unpredictable results. Pulse width modulation (PWM) is recommended for dimming effects.
2. Characteristics shown for 3000K and 90 CRI.

# Performance Curves

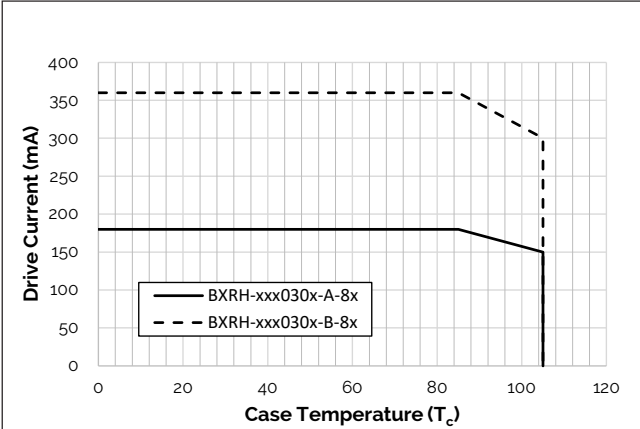
Figure 7: Typical DC ccy Shift vs. Case Temperature



Notes for Figure 7:

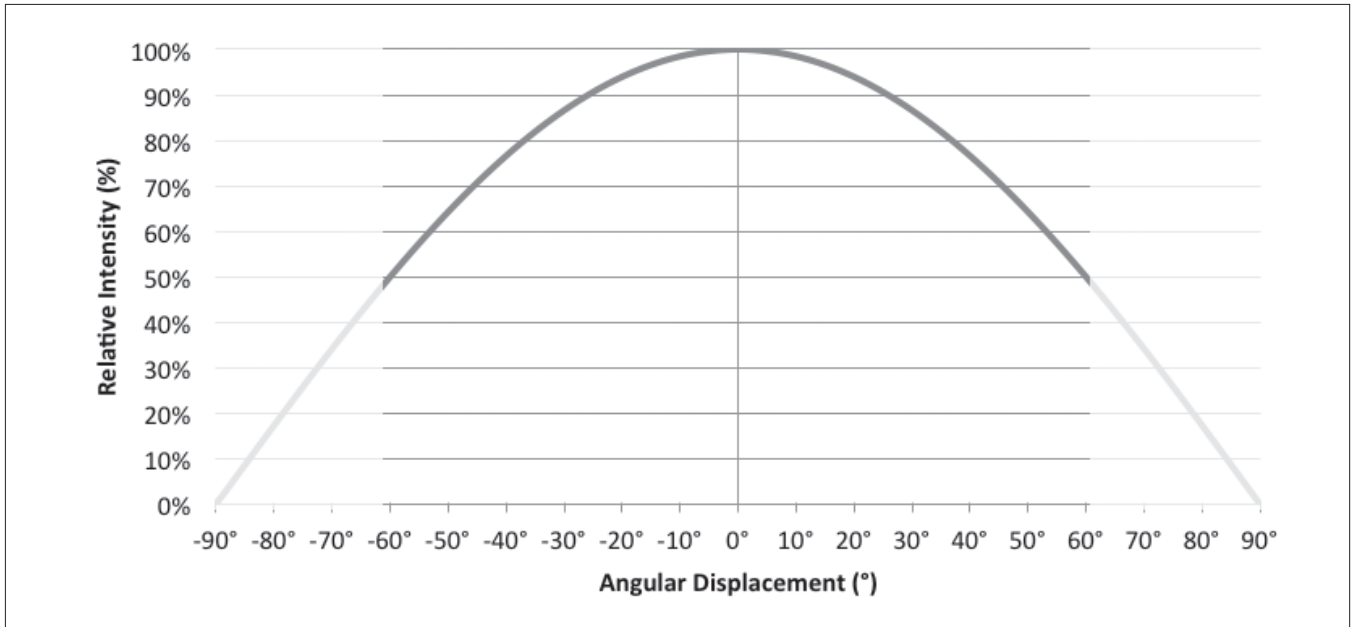
- 1. Bridgelux does not recommend driving high power LEDs at low currents. Doing so may produce unpredictable results. Pulse width modulation (PWM) is recommended for dimming effects.
- 2. Characteristics shown for 3000K and 90 CRI.

Figure 8: Derating Curve



# Typical Radiation Pattern

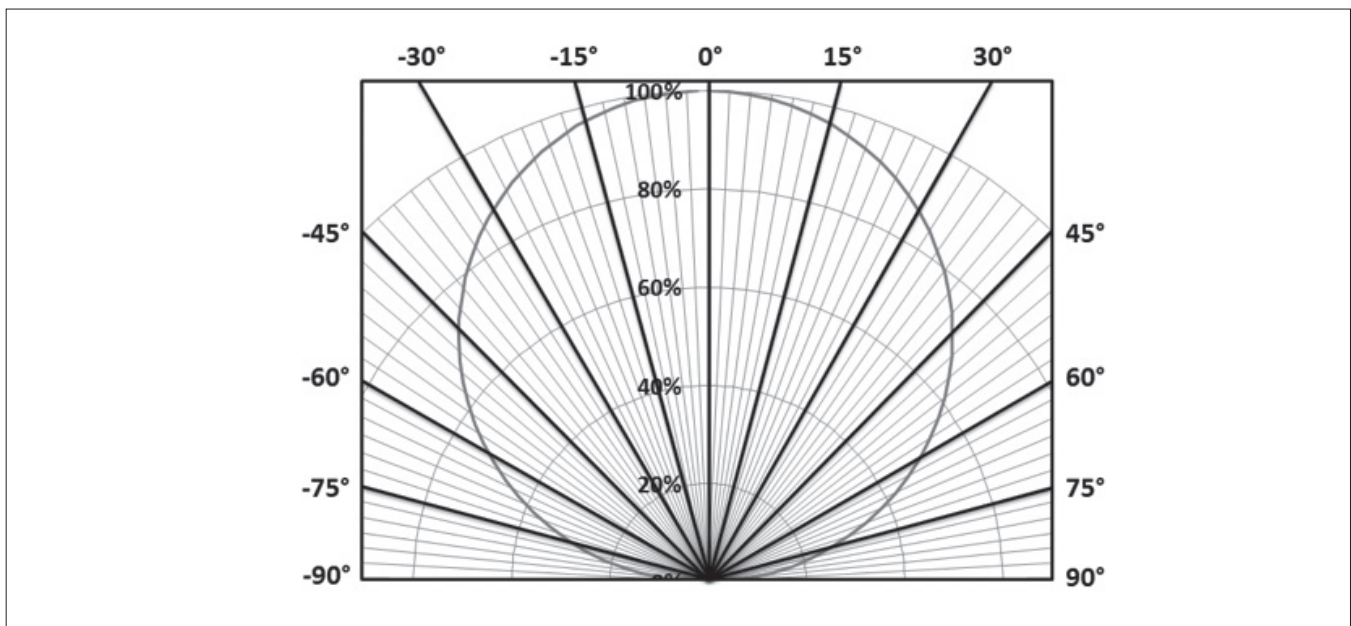
Figure 9: Typical Spatial Radiation Pattern



Notes for Figure 9:

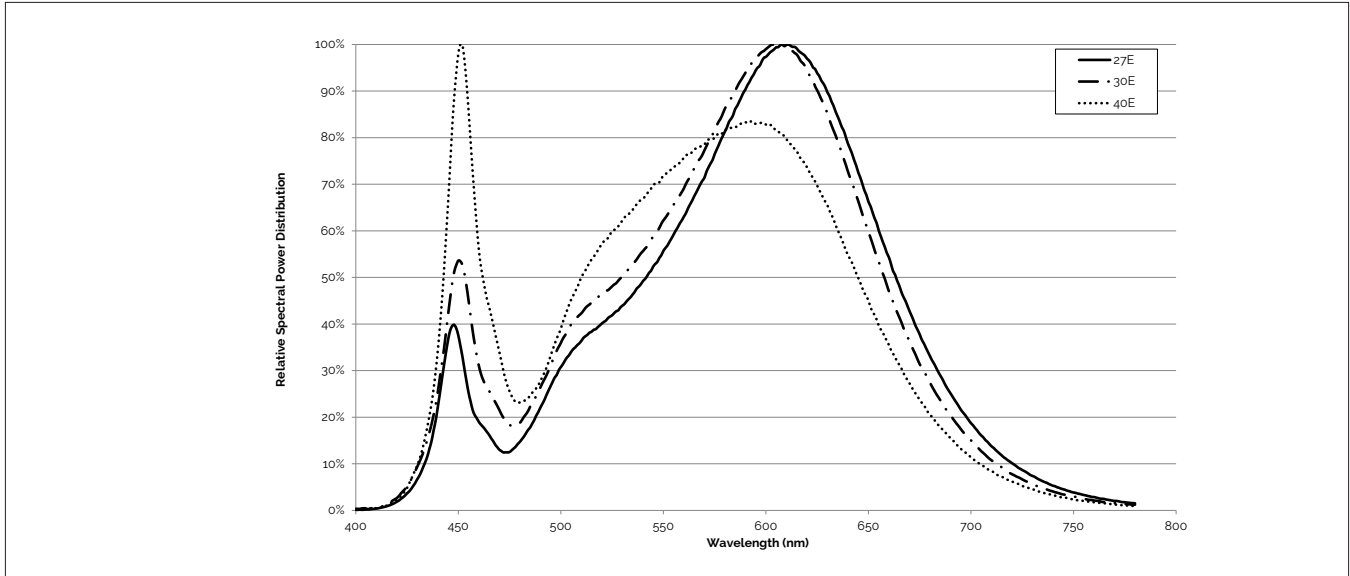
1. Typical viewing angle is 120°.
2. The viewing angle is defined as the off axis angle from the centerline where intensity is ½ of the peak value.

Figure 10: Typical Polar Radiation Pattern



# Typical Color Spectrum

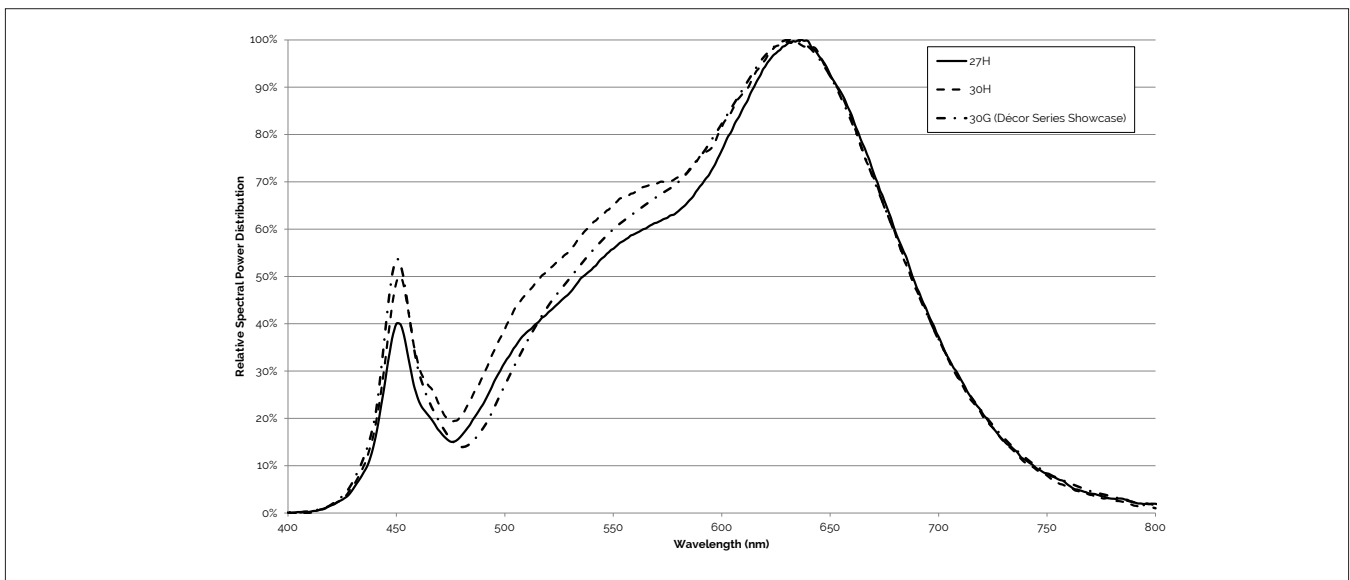
Figure 11: Typical Color Spectrum



Notes for Figure 11:

1. Color spectra measured at nominal current for  $T_j = T_c = 25^\circ\text{C}$ .
2. Color spectra shown is 2700K and 80 CRI.
3. Color spectra shown is 3000K and 80 CRI.
4. Color spectra shown is 4000K and 80 CRI.

Figure 12: Typical Color Spectrum for Décor Series



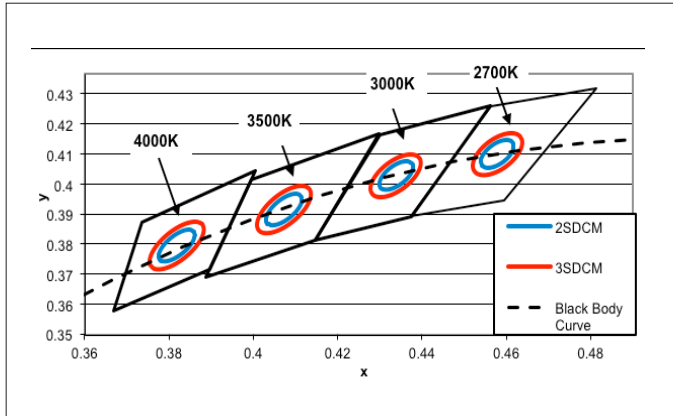
Note for Figure 12:

1. Color spectra measured at nominal current for  $T_j = T_c = 25^\circ\text{C}$ .

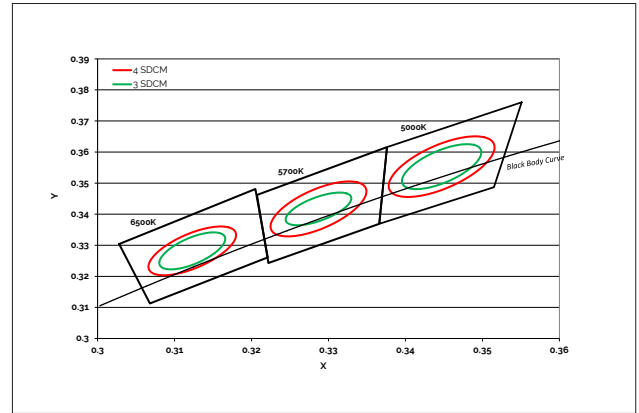


# Color Binning Information

**Figure 14: Warm and Neutral White Test Bins in xy Color Space** **Figure 15: Cool White Test Bins in xy Color Space**



Note: Pulsed Test Conditions,  $T_c = 25^\circ\text{C}$



Note: Pulsed Test Conditions,  $T_c = 85^\circ\text{C}$

**Table 8: Warm and Neutral White xy Bin Coordinates and Associated Typical CCT**

Bin Code	2200K	2400K	2700K	3000K	3500K	4000K
ANSI Bin (for reference only)	(2207K-2309K)	(2300K-2500K)	(2580K - 2870K)	(2870K - 3220K)	(3220K - 3710K)	(3710K - 4260K)
83 (3 SDCM)	(2207K-2309K)	(2336K-2454K)	(2651K - 2794K)	(2968K - 3136K)	(3369K - 3586K)	(3851K - 4130K)
82 (2 SDCM)	(2224K-2291K)	(2355K-2433K)	(2674K - 2769K)	(2995K - 3107K)	(3404K - 3548K)	(3895K - 4081K)
Center Point (x,y)	(0.5018, 0.4153)	(0.489, 0.4182)	(0.4578, 0.4101)	(0.4338, 0.403)	(0.4073, 0.3917)	(0.3818, 0.3797)

**Table 9: Cool White xy Bin Coordinates and Associated Typical CCT (product is hot targeted to  $T_c = 85^\circ\text{C}$ )**


Bin Code	5000K	5700K	6500K
ANSI Bin (for reference only)	(4745K - 5311K)	(5312K - 6022K)	(6022K - 7042K)
84 (4 SDCM)	(4801K - 5282K)	(5395K- 5970K)	(6200K - 6910K)
83 (3 SDCM)	(4835K - 5215K)	(5460K- 5891K)	(6279K - 6811K)
Center Point (x,y)	(0.3447, 0.3553)	(0.3287, 0.3417)	(0.3123, 0.3282)

Note for Table 8-9:

1. Bridgelux maintains a tolerance of +/- 0.007 on x and y color coordinates in the CIE 1931 color Space.

# Packaging and Labeling

Figure 16: V3 HD Packaging Tube



Box Label

Commercial Invoice  
and Packing list



Notes for Figure 16:

1. Each tube holds 40 V3 HD COB arrays.
2. One tube is sealed in an anti-static bag. Four bags are placed in a shipping box. Depending on quantities ordered, a bigger shipping box, containing four boxes may be used to ship products.
3. Each bag and box is to be labeled as shown above.
4. Dimensions for each tube are 14.3 (W) x 8.3(H) x 530 (L) mm. Dimensions for the anti-static bag are 75 (W) x 615 (L) x 0.075 (T) mm. Dimensions for the shipping box are 58.7 x 13.3 x 7.9 cm

# Packaging and Labeling

**Figure 17: V Series HD Product Labeling**

Bridgelux COB arrays have laser markings on the back side of the substrate to help with product identification. In addition to the product identification markings, Bridgelux COB arrays also contain markings for internal Bridgelux manufacturing use only. The image below shows which markings are for customer use and which ones are for Bridgelux internal use only. The Bridgelux internal manufacturing markings are subject to change without notice, however these will not impact the form, function or performance of the COB array.



# Design Resources

## Application Notes

Bridgelux has developed a comprehensive set of application notes and design resources to assist customers in successfully designing with the V Series HD product family of LED array products. For all available application notes visit [www.bridgelux.com](http://www.bridgelux.com).

## Optical Source Models

Optical source models and ray set files are available for all Bridgelux products. For a list of available formats, visit [www.bridgelux.com](http://www.bridgelux.com).

## 3D CAD Models

Three dimensional CAD models depicting the product outline of all Bridgelux V Series HD LED arrays are available in both IGS and STEP formats. Please contact your Bridgelux sales representative for assistance.

## LM80

LM80 testing has been completed and the LM80 report is now available. Please contact your Bridgelux sales representative for LM-80 report.

# Precautions

## CAUTION: CHEMICAL EXPOSURE HAZARD

Exposure to some chemicals commonly used in luminaire manufacturing and assembly can cause damage to the LED array. Please consult Bridgelux Application Note AN101 for additional information.

## CAUTION: RISK OF BURN

Do not touch the V Series HD LED array during operation. Allow the array to cool for a sufficient period of time before handling. The V Series HD LED array may reach elevated temperatures such that could burn skin when touched.

## CAUTION

### CONTACT WITH LIGHT EMITTING SURFACE (LES)

Avoid any contact with the LES. Do not touch the LES of the LED array or apply stress to the LES (yellow phosphor resin area). Contact may cause damage to the LED array.

Optics and reflectors must not be mounted in contact with the LES (yellow phosphor resin area).

# Disclaimers

## MINOR PRODUCT CHANGE POLICY

The rigorous qualification testing on products offered by Bridgelux provides performance assurance. Slight cosmetic changes that do not affect form, fit, or function may occur as Bridgelux continues product optimization.

## STANDARD TEST CONDITIONS

Unless otherwise stated, array testing is performed at the nominal drive current.

# About Bridgelux: Bridging Light and Life™

At Bridgelux, we help companies, industries and people experience the power and possibility of light. Since 2002, we've designed LED solutions that are high performing, energy efficient, cost effective and easy to integrate. Our focus is on light's impact on human behavior, delivering products that create better environments, experiences and returns—both experiential and financial. And our patented technology drives new platforms for commercial and industrial luminaires.

**For more information about the company, please visit**  
**[bridgelux.com](http://bridgelux.com)**  
**[twitter.com/Bridgelux](https://twitter.com/Bridgelux)**  
**[facebook.com/Bridgelux](https://facebook.com/Bridgelux)**  
**[youtube.com/user/Bridgelux](https://youtube.com/user/Bridgelux)**  
**[linkedin.com/company/bridgelux-inc-\\_2](https://linkedin.com/company/bridgelux-inc-_2)**  
**WeChat ID: BridgeluxInChina**



46410 Fremont Boulevard  
Fremont, CA 94538 U.S.A.  
Tel (925) 583-8400  
**[www.bridgelux.com](http://www.bridgelux.com)**

© 2025 Bridgelux, Inc. All rights reserved. Product specifications are subject to change without notice. Bridgelux, the Bridgelux stylized logo design, Vero, V Series and V Series HD are registered trademarks, and Decor Series is a trademark of Bridgelux, Inc. All other trademarks are the property of their respective owners.

**Bridgelux Gen 8 V3 HD Array Series Product Data Sheet DS403 Rev. D (02/2025)**