




Bridgelux® F90 Strip

Product Data Sheet DS3502



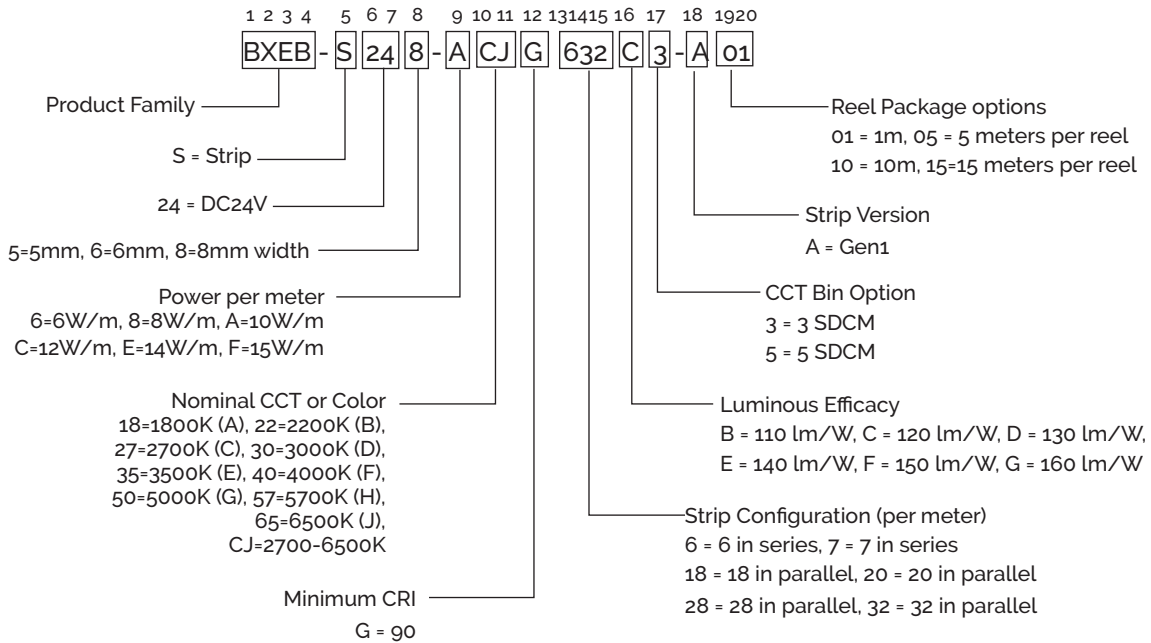
Product Feature Map

Bridgelux F90 Strip are fully engineered devices that provide consistent thermal and optical performance on an engineered mechanical platform. The Strip products incorporate several features to simplify design integration and assembly. Please visit www.bridgelux.com for more information on the family of products.



Product Nomenclature

The part number designation for Bridgelux F90 Strip is explained as follows:



Product Selection Guide

The following product configurations are available:

Table 1: Selection Guide, White Pulsed Measurement Data at 1 meter (3.28ft) length ($T_j=T_c=25^{\circ}\text{C}$)

Part Number	Nominal CCT ¹ (K)	CRI ²	Forward Voltage ³ (V)	Typical Power (W)	Typical Flux ^{3, 4, 5} (lm)	Typical Efficacy (lm/W)	LED Quantity (EA/m)	Mini Cut Length (mm)		
BXEB-S245-A27G718D3-A01	2700	90	24	9.7	1250	130	126	55.5		
BXEB-S245-A30G718D3-A01	3000				1260					
BXEB-S245-A35G718D3-A01	3500				1270					
BXEB-S245-A40G718D3-A01	4000				1260					
BXEB-S245-A50G718D3-A01	5000				1260					
BXEB-S245-A65G718D3-A01	6500				1250					
BXEB-S248-A27G718D3-A01	2700				1250					
BXEB-S248-A30G718D3-A01	3000				1260					
BXEB-S248-A35G718D3-A01	3500				1270					
BXEB-S248-A40G718D3-A01	4000				1260					
BXEB-S248-A50G718D3-A01	5000				1260					
BXEB-S248-A57G718D3-A01	5700				1250					
BXEB-S248-A65G718D3-A01	6500				1250					
BXEB-S246-ACJG632C3-A01	2700+6500			10	1200	120	192	62.5		
BXEB-S248-ACJG632C3-A01										
BXEB-S248-F27G620B3-A01	2700			15	1650	110	120	50		
BXEB-S248-F30G620B3-A01	3000									
BXEB-S248-F35G620B3-A01	3500									
BXEB-S248-F40G620B3-A01	4000									
BXEB-S248-F50G620A3-A01	5000									
BXEB-S248-F57G620A3-A01	5700									
BXEB-S248-F65G620A3-A01	6500									
BXEB-S248-FCJG628A3-A01	2700+6500	1500	100						168	71.4

Notes for Table 1:

- Nominal CCT as defined by ANSI C78.377-2011.
- Listed CRIs are minimum values and include test tolerance.
- Products tested under pulsed condition (10ms pulse width) at nominal drive current where T_j (junction temperature) = T_c (case temperature) = 25°C .
- Typical performance values are provided as a reference only and are not a guarantee of performance.
- Bridgelux maintains a $\pm 7.5\%$ tolerance on flux measurements

Absolute Maximum Ratings

Table 2: Maximum Ratings at 1 meter (3.28ft) length

Parameter	Maximum Rating	
Storage Temperature	-40°C to +85°C	
Operating Case Temperature (T _c)	65°C	
Soldering Temperature	350°C or lower for a maximum of 5 seconds	
	BXEB- S24x-AxxG718D3-A01 BXEB- S24x- AxxG632C3-A01	BXEB- S24x- FxxG620B3-A01 BXEB- S24x- FxxG628A3-A01
Maximum driving voltage (DCV)	32	32

Notes for Table 2:

1. For IEC 62717 requirement, please consult your Bridgelux sales representative.
2. Lumen maintenance (L70) and lifetime predictions are valid for drive current and case temperature conditions used for LM-80 testing as included in the applicable LM-80 test report for the SMDs used in the modules. Contact your Bridgelux sales representatives for LM-80 report.

Performance Curves

Figure 1: Relative Forward Current vs. Forward Voltage ($T_c = 25^\circ\text{C}$)

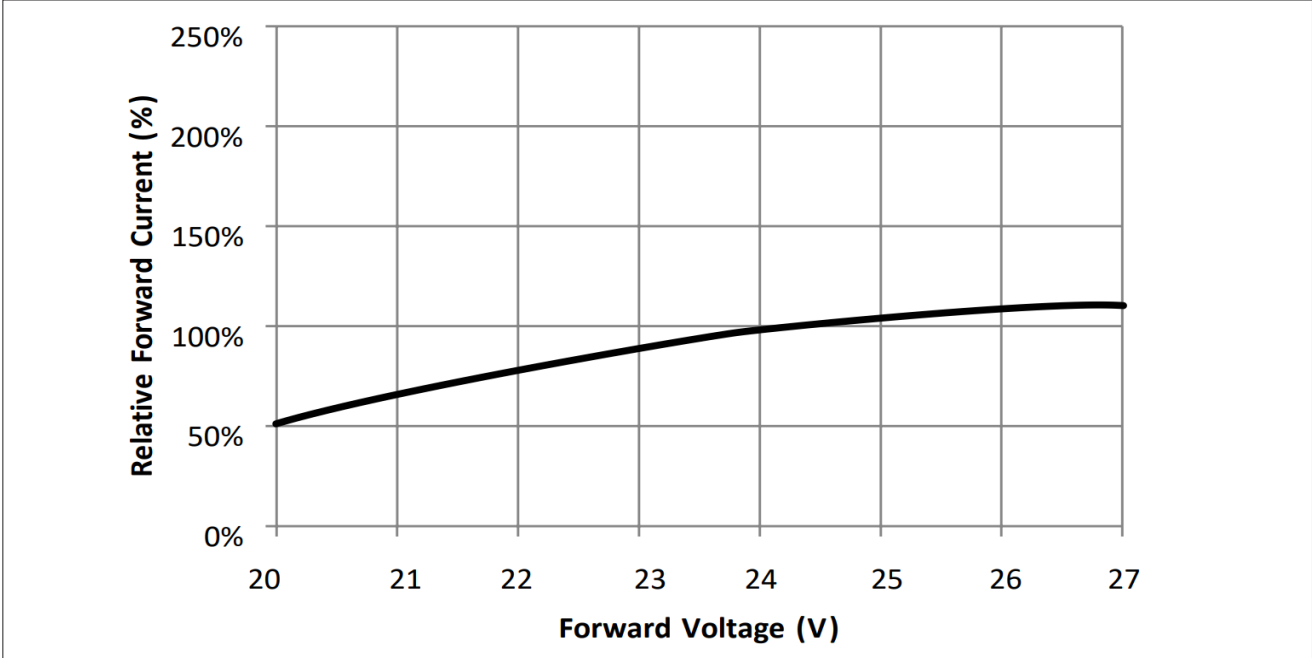
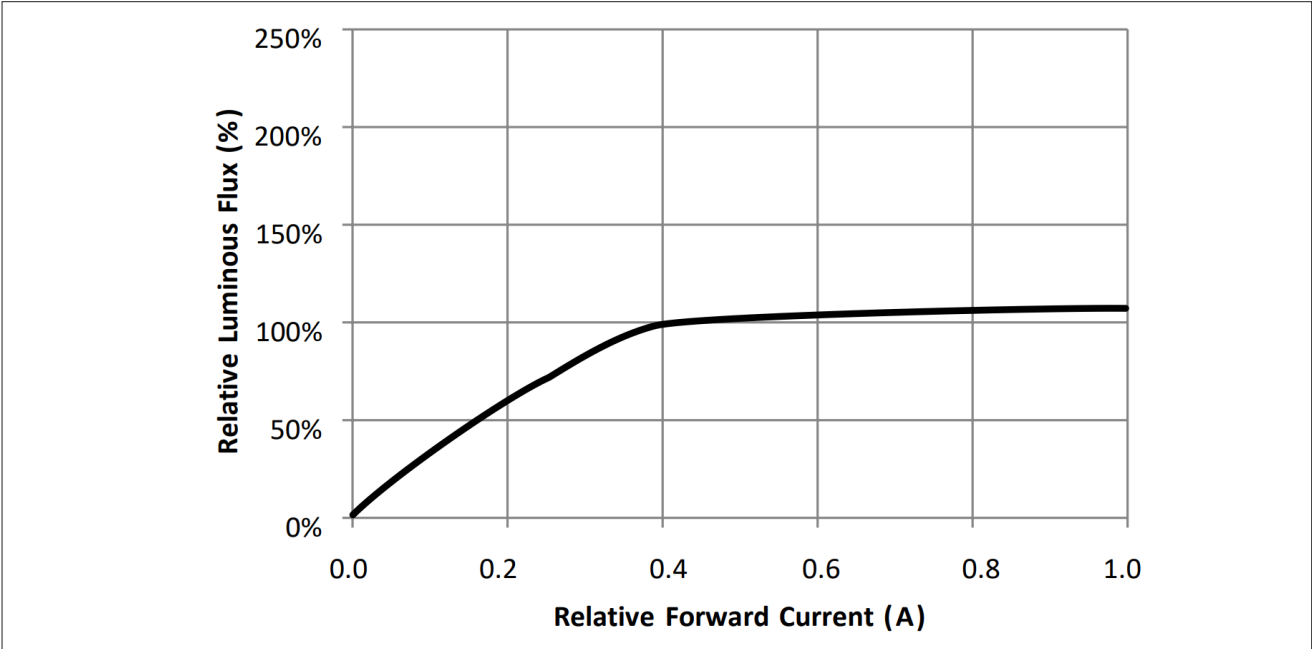
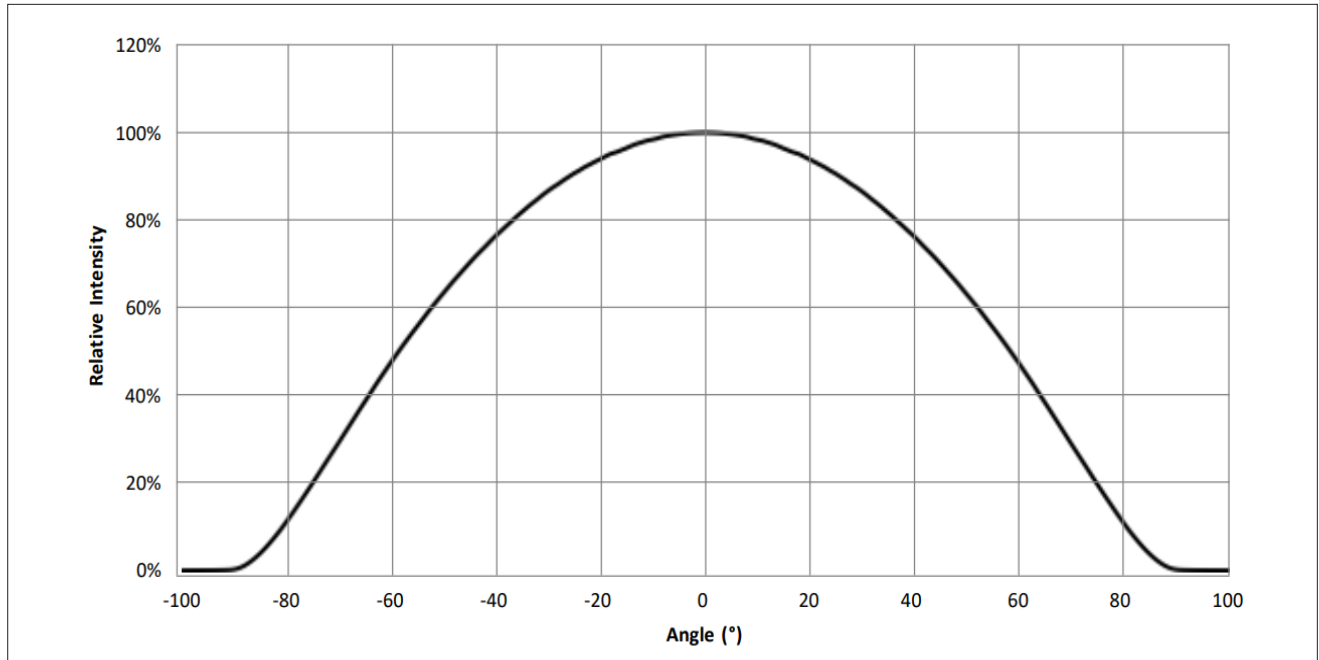


Figure 2: Relative Luminous Flux vs. Forward Current ($T_c = 25^\circ\text{C}$)



Performance Curves

Figure 3: Typical Spatial Radiation Pattern



Note for Figure 3:

1. Typical viewing angle is 120° .
2. The viewing angle is defined as the off axis angle from the centerline where I_v is $\frac{1}{2}$ of the peak value.

Mechanical Dimensions

Figure 4: Drawing Overview for F90 Single CCT

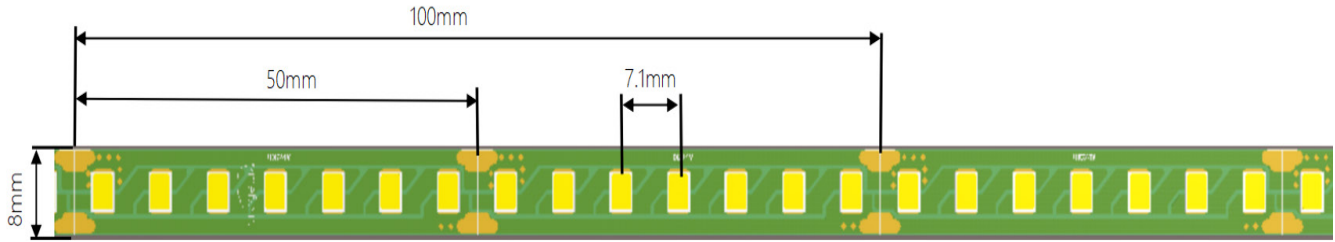
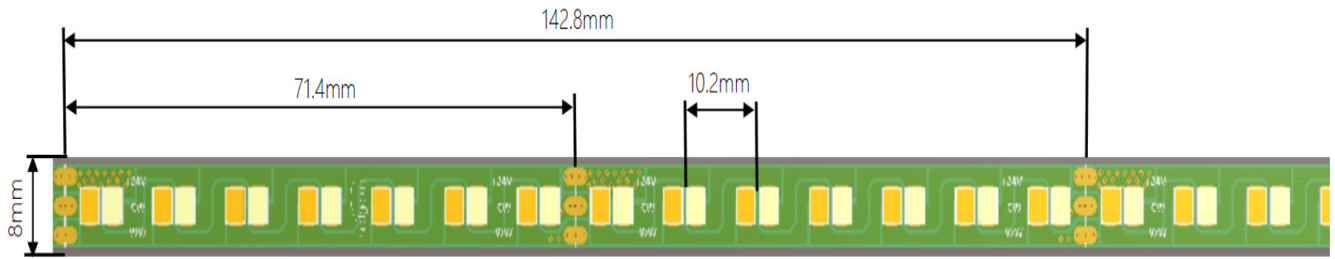


Figure 5: Drawing Overview for F90 Dual CCT



Notes for Figures 4 & 5:

1. Solder pads are labeled "+" to denote positive polarity, and "-" to denote negative polarity.
2. Drawing dimensions are in millimeters.

Table 3: Strip Module Dimensions

Parameter	BXEB-S24x-xxxGxxx3-A05	BXEB-S24x-xxxGxxx3-A10
Linear length per reel	5,000 mm	10,000 mm
Linear width	5/6/8 mm	
Overall thickness	1.05 mm	
PCB thickness	0.25 mm	

Note for Table 3:

1. The table above lists the standard reel lengths. Additional lengths may be available upon request, please consult your Bridgelux sales representative.

Table 4: Reel Package Option

Part Number	Strip Length Per Reel Package
BXEB-S24x-xxxGxxx3-A01	1 meter
BXEB-S24x-xxxGxxx3-A05	5 meter
BXEB-S24x-xxxGxxx3-A10	10 meters

Packaging and Labeling

Figure 6: Strip Series Packaging and Labeling

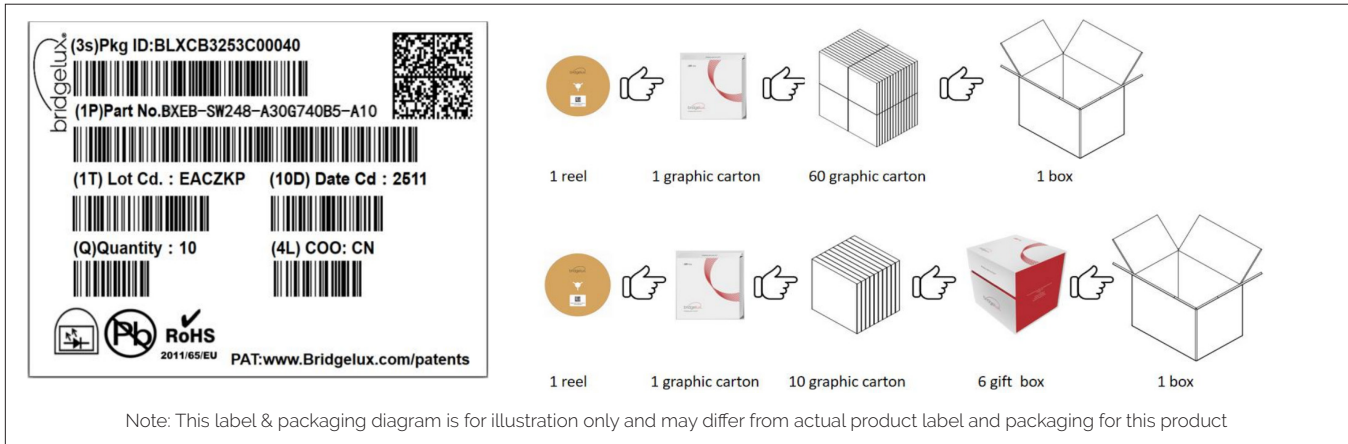


Table 5: Packaging Structure

Box Parameter	BXEB-S24x-AxxG718D3-Axx	BXEB-S24x-FxxG6xxB3-Axx
Quantity	60 Reels	
Dimension	43 cm x 35 cm x 19 cm (L*W*H)	
Box Parameter	BXEB-S24x-AxxG718D3-Axx	BXEB-S24x-FxxG6xxB3-Axx
Quantity	6 Gift Box (60 reels)	
Dimension	51 cm x 39 cm x 20 cm (L x W x H)	

Figure 7: Product Labeling

Bridgelux F90 Strip modules contain a label on the front to help with product identification. In addition to the product identification markings, Bridgelux F90 Strip modules also contain markings for internal Bridgelux manufacturing use only. The image below shows which markings are for customer use and which ones are for Bridgelux internal use only. The Bridgelux internal manufacturing markings are subject to change without notice, however these will not impact the form, function or performance of the module.



Customer Use- 2D Barcode
Scannable barcode provides product part number and other Bridgelux internal production information.

Design Resources

Application Notes

F90 Strip are intended for use in dry, indoor applications. Bridgelux has developed a comprehensive set of application notes and design resources to assist customers in successfully designing with the product family of F90 Strip products. For a list of resources under development, visit www.bridgelux.com.

Optical Source Models

Optical source models and ray set files are available for all Bridgelux products. For a list of available formats, visit www.bridgelux.com.

3D CAD Models

Three dimensional CAD models depicting the product outline of all Bridgelux F90 Strip are available in both IGS and STEP formats. Please contact your Bridgelux sales representative for assistance.

LM80

Please contact your Bridgelux sales representative for more information.

Precautions

CAUTION: CHEMICAL EXPOSURE HAZARD

Exposure to some chemicals commonly used in luminaire manufacturing and assembly can cause damage to the F90 Strip. Please consult Bridgelux Application Note for additional information.

CAUTION: EYE SAFETY

The Bridgelux F90 Strip emits visible light, that, under certain circumstances, could be harmful to the eye. Proper safeguards must be used.

CAUTION: RISK OF BURN

Do not touch the F90 Strip during operation. Allow the F90 Strip to cool for a sufficient period of time before handling. The F90 Strip may reach elevated temperatures such that could burn skin when touched.

CAUTION

CONTACT WITH LIGHT EMITTING SURFACE (LES)

Avoid any contact with the LES. Do not touch the LES of the F90 Strip or apply stress to the LES (yellow phosphor resin area). Contact may cause damage to the F90 Strip.

Optics and reflectors must not be mounted in contact with the LES (yellow phosphor resin area). Optical devices may be mounted on the top surface of the F90 Strip. Use the mechanical features of the F90 Strip housing, edges and/or mounting holes to locate and secure optical devices as needed.

Disclaimers

STANDARD TEST CONDITIONS

Unless otherwise stated, F90 Strip testing is performed at the nominal drive current.

MINOR PRODUCT CHANGE POLICY

The rigorous qualification testing on products offered by Bridgelux provides performance assurance. Slight cosmetic changes that do not affect form, fit, or function may occur as Bridgelux continues product optimization.

About Bridgelux: Bridging Light and Life™

At Bridgelux, we help companies, industries and people experience the power and possibility of light. Since 2002, we've designed LED solutions that are high performing, energy efficient, cost effective and easy to integrate. Our focus is on light's impact on human behavior, delivering products that create better environments, experiences and returns—both experiential and financial. And our patented technology drives new platforms for commercial and industrial luminaires.

For more information about the company, please visit

bridgelux.com

twitter.com/Bridgelux

facebook.com/Bridgelux

youtube.com/user/Bridgelux

linkedin.com/company/bridgelux

WeChat ID: BridgeluxInChina



46410 Fremont Blvd
Fremont, CA 94538 USA
Tel (925) 583-8400
www.bridgelux.com

© 2026 Bridgelux, Inc. All rights reserved 2026. Product specifications are subject to change without notice. Bridgelux and the Bridgelux stylized logo design are registered trademarks of Bridgelux, Inc. EB Series and Bridging Light and Life are trademarks of Bridgelux, Inc. All other trademarks are the property of their respective owners.

Bridgelux F90 Strip Product Data Sheet DS3502 Rev. A (04/2026)