



# Bridgelux® Vesta-C4 Quad Channel 25W (Casambi) Brick Driver

Product Data Sheet DS1299

## Product Feature Map

Bridgelux Vesta-C4 (Casambi) Quad Channel 25W Driver provides dynamic constant current output for LED modules and arrays. This Driver interoperates with Casambi control lighting systems and protocols and allows for simple integration of Bridgelux's RGBW and 3CCT White Arrays and Linear modules. Please visit [www.bridgelux.com](http://www.bridgelux.com) for more information.



### Product Nomenclature

The part number designation for Bridgelux Vesta-C (Casambi) Quad Channel 25W Driver is explained as follows:

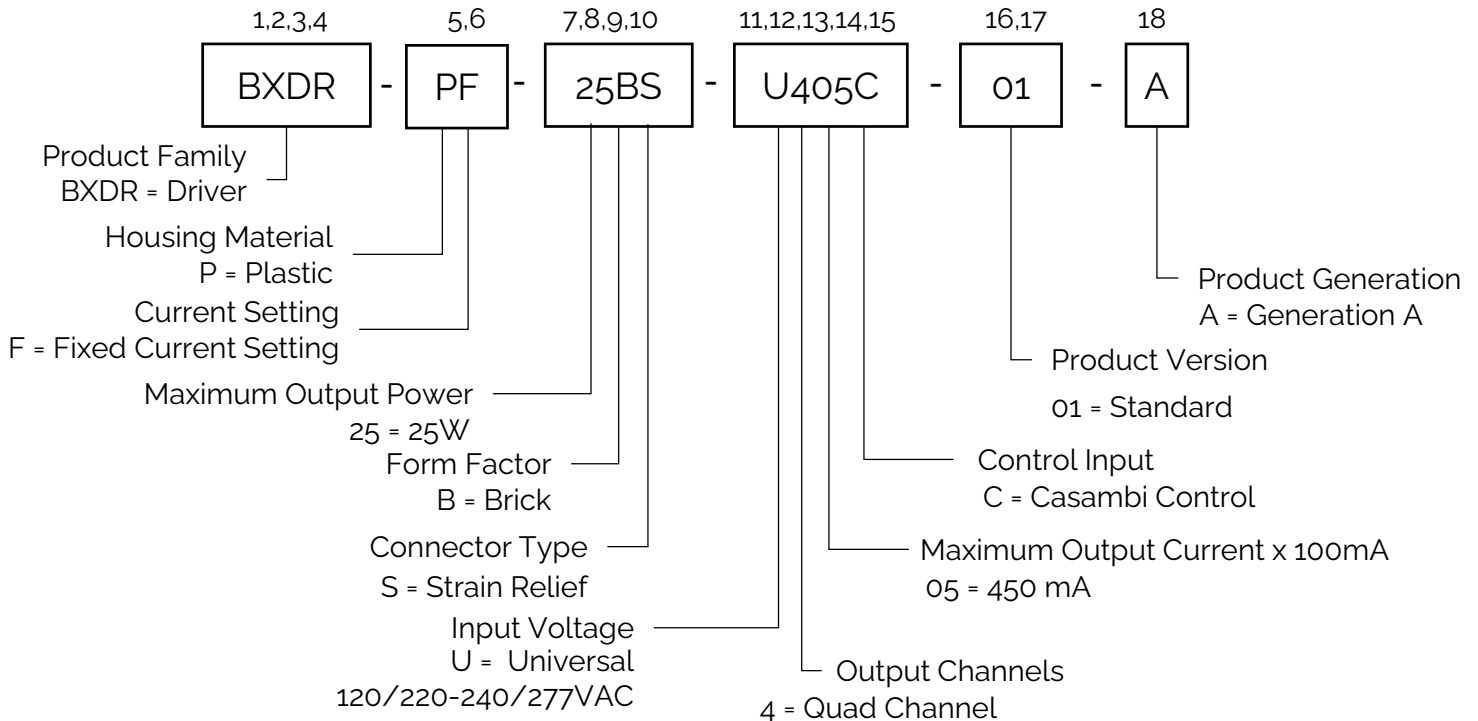
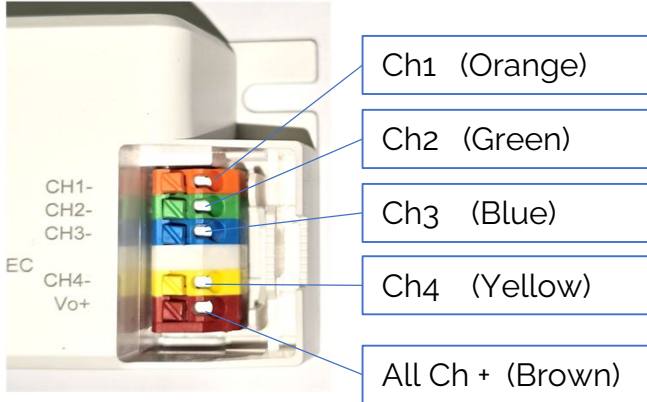


Table 1: Product Selection Guide

Part Number	Configuration
BXDR-PF-25BS-U405C-01-A	Brick with Strain Relief, US 120/277VAC

## Wiring and setup instructions



Bridgelux Vesta-C4 driver can power up various Bridgelux 4 Channels LEDs (RGBW series). Below table provides some examples of the driver channel mapping to different LEDs channels (further instructions please contacts Bridgelux).

	LED Channel	
Driver Channel	Array (COB) RGBW (CRI 95)	
1	Red	
2	Green	
3	Blue	
4	White	

Similar to hardware wiring (different configurations) , this Bridgelux Vesta-C4 driver dedicated for RGBW COB control parameters.

Casambi fixture ID	
Array (COB) RGBW (CRI 95)	
43287	

## Electrical Characteristics

Table 2: Input Electrical Characteristics

Parameter	Unit	Specification
Nominal voltage	V	120 / 220 – 240 / 277
Nominal frequency	Hz	50 / 60
AC voltage range	V	108 – 305
DC voltage range	V	NA
Nominal current	A	0.33 @ 120V
Power factor (Full load)	-	≥ 0.99 @ 120V ≥ 0.95 @ 230V ≥ 0.93 @ 277V
THD (Full load)	%	≤ 5% @ 120V ≤ 10% @ 230V ≤ 15% @ 277V
Efficiency (Full load)	%	≥ 86% @ 120V ≥ 85% @ 230V ≥ 84% @ 277V
NO load	W	≤ 0.5
Inrush current (Cold Start)	A pk	< 5.52A @ 120V input 25°C cold start at 100% conditions. For more details in the attached graph
Protection class	-	I, II

Table 3: Output Electrical Characteristics

Parameter	Unit	Specification			
Nominal voltage range	V	18-40V			
Maximum voltage(Open Circuit)	Vdc	≤ 59			
Nominal current	mA	Red 300	Green 300	Blue 300	White 450
Current accuracy	%	+/- 5			
Dimming		Casambi (Wireless)			
Dimming Range		10% - 100%			
Current ripple LF < 3KHz	%	≤ 10			
Pst LM	-	≤ 1			
SVM	-	≤ 0.4			
Maximum power	W	25			
Isolation	-	SELV			

## Electrical Characteristics

Figure 1: Power Factor vs. Output Power

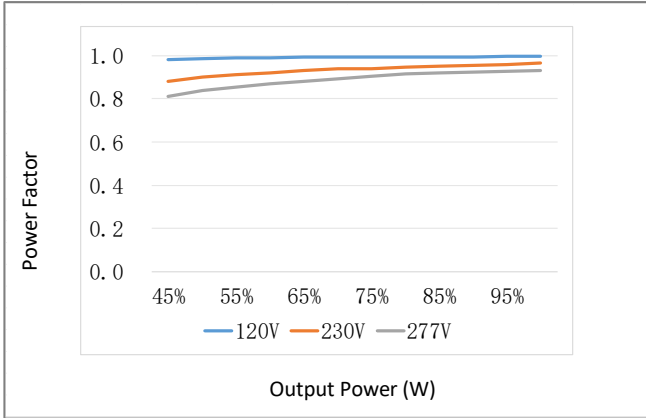


Figure 2: THD vs. Output Power

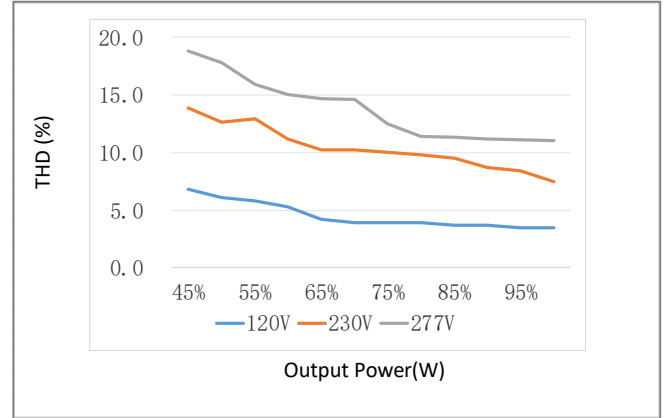
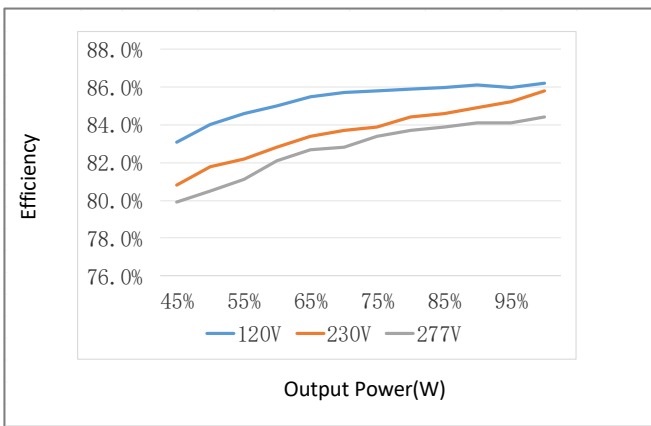
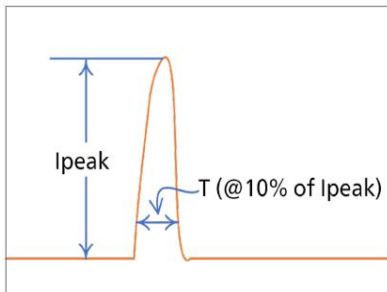


Figure 3: Efficiency vs. Output Power



## Inrush Current



Input Voltage	$I_{peak}$ (A)	Twidth (Time @10% of $I_{peak}$ )
120VAC	5.52 A	21.2 $\mu$ s
230VAC	7.92 A	10.2 $\mu$ s
277VAC	9.68 A	19.2 $\mu$ s

Table 4: Estimated Maximum Number of Drivers per Miniature Circuit Breaker (MCB)

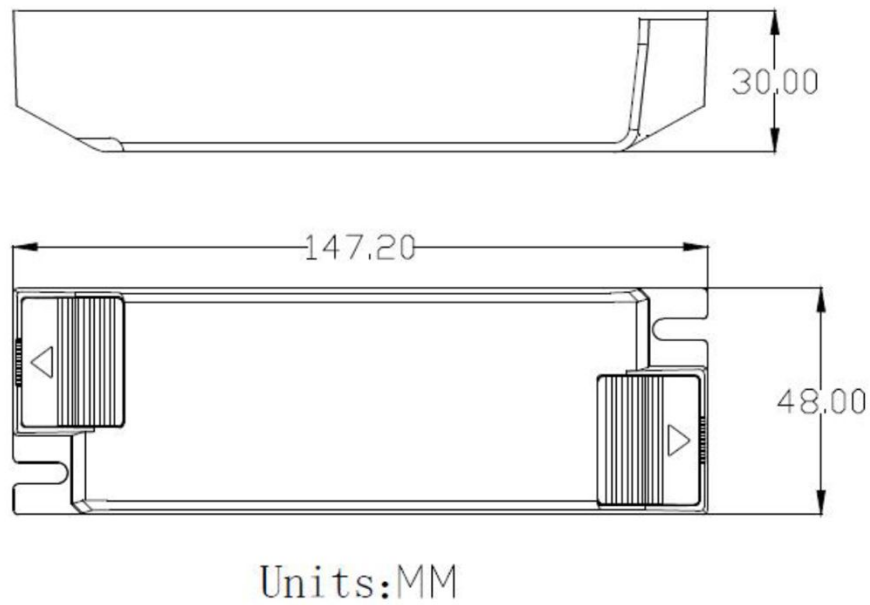
Input Voltage	B10	B13	B16	B20	B25	B32	C10	C13	C16	C20	C25	C32
120VAC	30	39	48	60	75	96	30	39	48	60	75	96
230VAC	48	63	78	97	121	156	57	75	92	115	144	184
277VAC	33	43	53	66	82	105	55	71	88	110	137	176

## Mechanical Characteristics

Table 5: Product Mechanical data

Characteristics	Specification
Dimensions	147.2 mm (L) x 48.0 mm (W) x 30.0 mm (H)
Enclosure Materials	PC Plastic
Weight	98 g
Ingress Protection	IP20

Figure 6: Mechanical Drawing



Notes for Figure 6:

1. Drawing dimensions are in millimeters
2. Unless otherwise specified, all linear tolerances are +/-1.0mm

## Wiring & Connections

Table 6: *Wiring*

	Specification item	Value
PRI	Cable cross-section	0.75 – 1.5 mm <sup>2</sup> / AWG 16 - 18
	Stripping	8.5 – 9.5 mm
SEC	Cable cross-section	0.2 – 0.5 mm <sup>2</sup> / AWG 24 - 20
	Stripping	8.5 – 9.5 mm
	Max. wire length	0.3 m

Notes for Table 6:

1. Unless otherwise specified, all linear tolerances are +/-1.0mm

## Environmental and Regulatory Standards

Table 8: Environmental Conditions

Parameter	Specification
Ambient Operating Temperature	-20°C to + 50°C
Max. Case Temperature Tc	+80°C (max)
Humidity Rating	Maximum 90% Relative Humidity, non condensing
Storage Temperature	-40°C to + 80°C
Expected Lifetime	> 50,000 hours (Tc < 80°C)

Table 9: Regulatory Approvals and Compliance

Specification	Reference Standard	Condition
DC or AC supplied electronic controlgear for LED modules	EN 62384:2006/A1:2009	electronic controlgear for use on DC or AC supplies up to 1 000 V (alternating current at 50 Hz or 60 Hz) and with an output frequency which can deviate from the supply frequency
Conducted and Radiated EMI	EN 55015:2019+A1:2020 (CISPR 15:2018) FCC Title 47 Part 15B	Class B at 120VAC, Class A at 277VAC
Harmonic Current Emissions	EN IEC 61000-3-2:2014	
Voltage Fluctuations & Flicker	IEC 61000-3-3:2013	
ESD (Electrostatic Discharge)	IEC 61547:2009 Section 5.2 Test des.: IEC 61000-4-2	4 kV contact discharge, 8 kV air discharge, level 3
Continuous Radiated Disturbance	IEC 61547:2009 Section 5.3 Test des.: IEC 61000-4-3	3 V/m, 80 - 1000 MHz, 80% modulated at distance of 3 meters
Electrical Fast Transient	IEC 61547:2009 Section 5.5 Test des.: IEC 61000-4-4	± 1 kV on AC power port for 1 minute,
Surge	IEC 61547 Section 5.7 Test des.: IEC 61000-4-5	± 1 kV (differential mode)
Continuous Conducted Disturbance	IEC 61547:2009 Section 5.6 Test des.: IEC 61000-4-6	3V, 0.15-80 MHz, 80% modulated, Level 2
Voltage Dips	IEC 61547 Section 5.8, 5.9 Test des.: IEC 61000-4-11	70% dip during 25 cycles @ 50Hz, 30 cycles @ 60Hz 0% dip during ½ cycles

## Regulatory Standards (continued)

Table 10: Safety Agency Approvals

Specification	Reference Standard	Condition
ENEC / CE / UKCA	EN 61347-1:2015, EN 61347-2-13:2014/A1:2017	pending
UL / cUL	UL8750, CAN/CSA-C22.2 No.250.13	

Table 11: Wireless Standards / Parameters

Specification	Reference Standard / Parameters	Condition
Work Mode	Wi-Fi: 802.11b/g BLE: Bluetooth 4.2	
RF Output Power	Wi-Fi: 20 dBm BLE: 8 dBm	
Work Frequency	Wi-Fi: 2.4 - 2.4835 GHz BLE: 2.4 - 2.4835 GHz	



## Packaging

Table 12: Packaging Box Configuration

Parameters	Specification
Driver quantity	25 pcs
Outer dimensions	260 X 170 X 195 mm
Weight	3.65 kg

## Design Resources

### Application Notes

Please contact your Bridgelux sales representative for assistance on obtaining application support when designing with the Bridgelux Vesta-C Quad Channel Driver. For a list of available resources, visit [www.bridgelux.com](http://www.bridgelux.com).

## Precautions

### CAUTION: PRODUCT HANDLING

Handle the Vesta-C Quad Channel Driver with care to prevent any damage from mechanical shock. It is recommended to handle this driver in a static-free environment. To maintain product warranty, the product must not be opened or disassembled and the installer must ensure that the driver's operating conditions do not exceed the maximum conditions stated within this data sheet.

### CAUTION: PRODUCT INSTALLATION

Incorrect installation of the Vesta-C Quad Channel Driver can cause irreparable damage to the driver, connected LEDs. Pay attention when connecting the LED load and observe the correct polarity of the output terminals as specified in this data sheet and on the driver label. Hot plug-in or secondary switching of LEDs is not permitted and may cause a very high current to the LEDs.

### CAUTION: ELECTRIC SHOCK

Be aware of the possibility of an electric shock hazard which can result in serious injury or death. Disconnect power before servicing or installing this device.

## Disclaimers

### MINOR PRODUCT CHANGE POLICY

The rigorous qualification testing on products offered by Bridgelux provides performance assurance. Slight cosmetic changes that do not affect form, fit, or function may occur as Bridgelux continues product optimization.

## About Bridgelux: Bridging Light and Life™

At Bridgelux, we help companies, industries and people experience the power and possibility of light. Since 2002, we've designed LED solutions that are high performing, energy efficient, cost effective and easy to integrate. Our focus is on light's impact on human behavior, delivering products that create better environments, experiences and returns—both experiential and financial. And our patented technology drives new platforms for commercial and industrial luminaires.

For more information about the company, please visit

[bridgelux.com](http://bridgelux.com)

[twitter.com/Bridgelux](https://twitter.com/Bridgelux)

[facebook.com/Bridgelux](https://facebook.com/Bridgelux)

[youtube.com/user/Bridgelux](https://youtube.com/user/Bridgelux)

[linkedin.com/company/bridgelux](https://linkedin.com/company/bridgelux)

WeChat ID: BridgeluxInChina



46410 Fremont Blvd  
Fremont, CA 94538 USA  
Tel (925) 583-8400  
[www.bridgelux.com](http://www.bridgelux.com)