

# BRIDGELUX BLUE POWER DIE

BXCB 45 x 45 mil

## PRODUCT DATA SHEET DS-C7

The Bridgelux family of blue power die enables high performance and cost effective solutions to serve solid state lighting market. This next generation chip technology delivers improved efficiency and performance to enable increased light output for a variety of lighting, signaling and display applications.

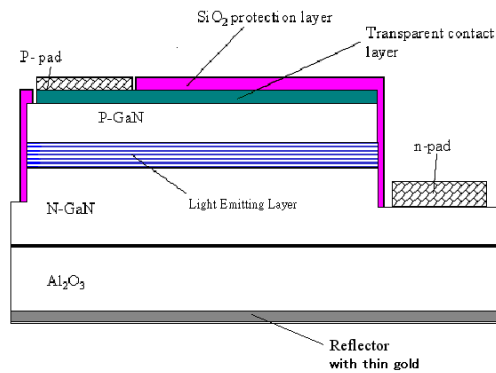
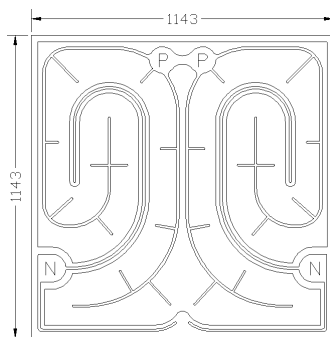
### Features

- High lumen output and efficiency
- Long operating life
- Increased current spreading traces for highly efficient and uniform illumination
- 100% Tested and sorted by wavelength, power and forward voltage
- Lambertian emission pattern
- Compatible with Solder paste, solder preform or silver epoxy die attach
- Delivered on medium tack blue tape (20cm±10mm x20 cm±10mm)

### Applications

- General Illumination
- Street Lights
- Portable Lighting
- Architectural Lighting
- Directional Lighting
- Wide Area Lighting
- Display Backlighting
- Digital Camera Flash
- Automotive Lighting
- White LEDs

### LED Chip Diagram



# BRIDGELUX BLUE POWER DIE

## BXCB 45 x 45 mil

### Part Numbering and Bin Definitions

Bridgelux LED chips are sorted into the brightness and dominant wavelength bins shown below at  $I_f = 350$  mA. Each blue tape contains die from only one brightness bin and one wavelength bin.

Each blue tape contains chips with 0.2 V forward voltage bins: 3.0 - 3.2 V, 3.2 - 3.4 V and 3.4 - 3.6 V. The typical forward voltage is 3.4 V and the maximum forward voltage ( $V_f \text{ max}$ ) = 3.6 V.

Dominant Wavelength	Power Bin D1 (255 – 275 mW)	Power Bin D2 (275 – 295 mW)	Power Bin E1 (295 – 320 mW)
445 to 447.5nm	BXCB4545445-D1-z	BXCB4545445-D2-z	BXCB4545445-E1-z
447.5 to 450nm	BXCB4545447-D1-z	BXCB4545447-D2-z	BXCB4545447-E1-z
450 to 452.5nm	BXCB4545450-D1-z	BXCB4545450-D2-z	BXCB4545450-E1-z
452.5 to 455nm	BXCB4545452-D1-z	BXCB4545452-D2-z	BXCB4545452-E1-z
455 to 457.5nm	BXCB4545455-D1-z	BXCB4545455-D2-z	BXCB4545455-E1-z
457.5 to 460nm	BXCB4545457-D1-z	BXCB4545457-D2-z	BXCB4545457-E1-z
460 to 462.5nm	BXCB4545460-D1-z	BXCB4545460-D2-z	BXCB4545460-E1-z
462.5 to 465nm	BXCB4545462-D1-z	BXCB4545462-D2-z	BXCB4545462-E1-z

### Product Nomenclature

**B X C B 4 5 4 5 XXX – YY – Z**

Where:

- BXCB: Designates product family
- 4545: Designates die size (45 mil x 45 mil)
- XXX: Designates dominant wavelength bin
- YY: Designates radiometric power bin
- Z: Designates forward voltage bin

# BRIDGELUX BLUE POWER DIE

## BXCB 45 X 45 MIL

### Mechanical Dimensions

Chip Size	1143 +30/-10 $\mu\text{m}$ $\times$ 1143 +30/-10 $\mu\text{m}$ (45 mil $\times$ 45 mil)
Chip Thickness	150 $\pm$ 10 $\mu\text{m}$ (5.9 mil)
Au Pad Thickness	2.4 $\pm$ 0.2 $\mu\text{m}$
Au Pad Diameter	P Pad (2X): 100 $\mu\text{m}$ N Pad (2X): 105 $\mu\text{m}$

### Absolute Maximum Ratings

Parameter	Symbol	Maximum Rating	Condition
DC Forward Current	$I_f$	700 mA <sup>1</sup>	$T_j = 125^\circ\text{C}$
Junction Temperature	$T_j$	150°C	
Reverse Voltage	$V_r$	-5 V	$T_a = 25^\circ\text{C}$
Reverse Current	$I_r$	< 10 $\mu\text{A}$	$V_r = -5\text{ V}$
Assembly Process Temperature		325°C for < 5 seconds	
Storage Conditions (chip on tape) <sup>6</sup>		0°C to +40°C ambient, RH < 65%	

#### Notes:

1. Maximum drive current depends on junction temperature, die attach methods/materials, and lifetime requirements of the application.
2. Bridgelux LED chips are Class 1 ESD sensitive.
3. The typical spectra half-width of the BXCB4545 blue power die is < 25 nm.
4. Please consult the Bridgelux technical support team for information on how to optimize the light output of our chips in your package.
5. Brightness values are measured in an integrating sphere using gold plated TO39 headers without encapsulation.
6. Tapes should be stored in a vertical orientation, not horizontally stacked. Stacking of tapes can place excessive pressure on the bond pads of the LED, resulting in reduced wire bonding strength.

### Environmental Compliance

Bridgelux is committed to providing environmentally friendly products to the solid state lighting market. Bridgelux BXCB4545 blue power die are compliant to the European Union directives on the restriction of hazardous substances in electronic equipment, namely the RoHS directive. Bridgelux will not intentionally add the following restricted materials to BXCB4545 die products: lead, mercury, cadmium, hexavalent chromium, polybrominated biphenyls (PBB) or polybrominated diphenyl ethers (PBDE).

# BRIDGELUX BLUE POWER DIE

## BXCB 45 x 45 mil

### Performance vs. Current

The following curves represent typical performance of the BXCB4545 blue power die. Actual performance will vary slightly for different power and dominant wavelength bins.

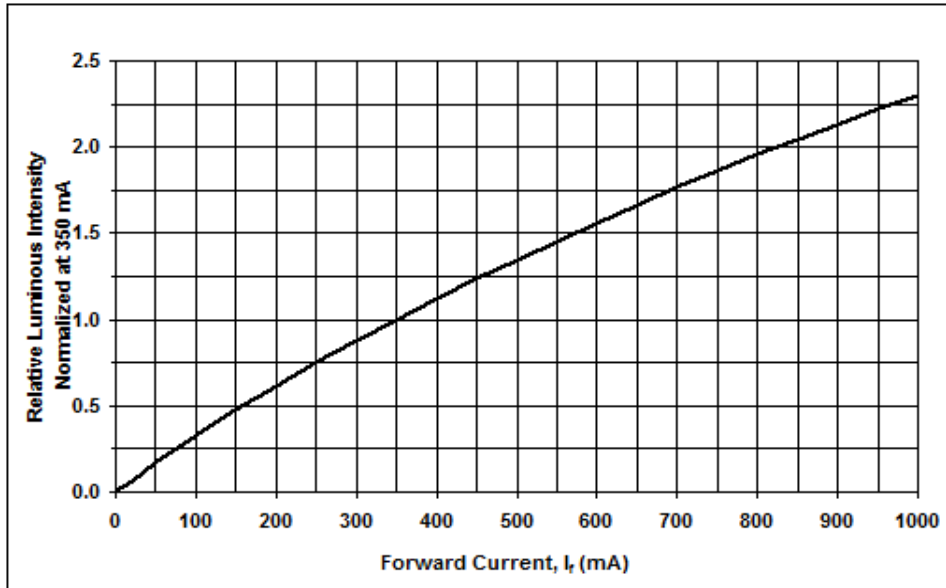


Figure 1: Relative Luminous Intensity vs. Forward Current (device tested on a probe station)

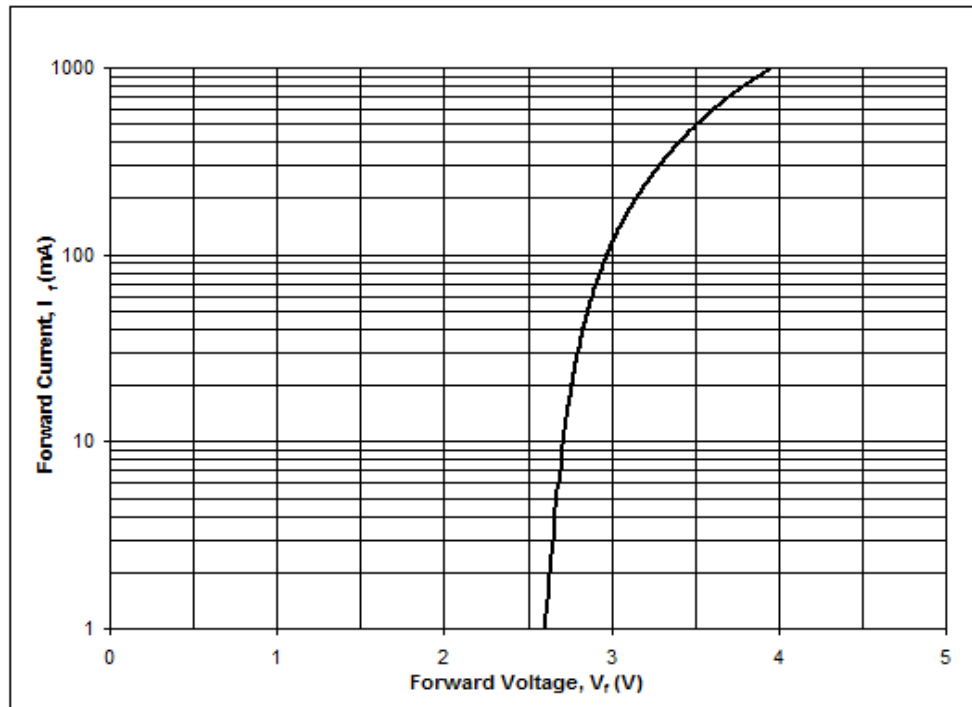


Figure 2: Forward Current vs. Forward Voltage ( $T_j = 25^\circ\text{C}$ )

# BRIDGELUX BLUE POWER DIE

## BXCB 45 x 45 mil

### Performance vs. Junction Temperature

The following curves represent typical performance of the BXCB4545 blue power die. Actual performance will vary slightly for different power and dominant wavelength bins.

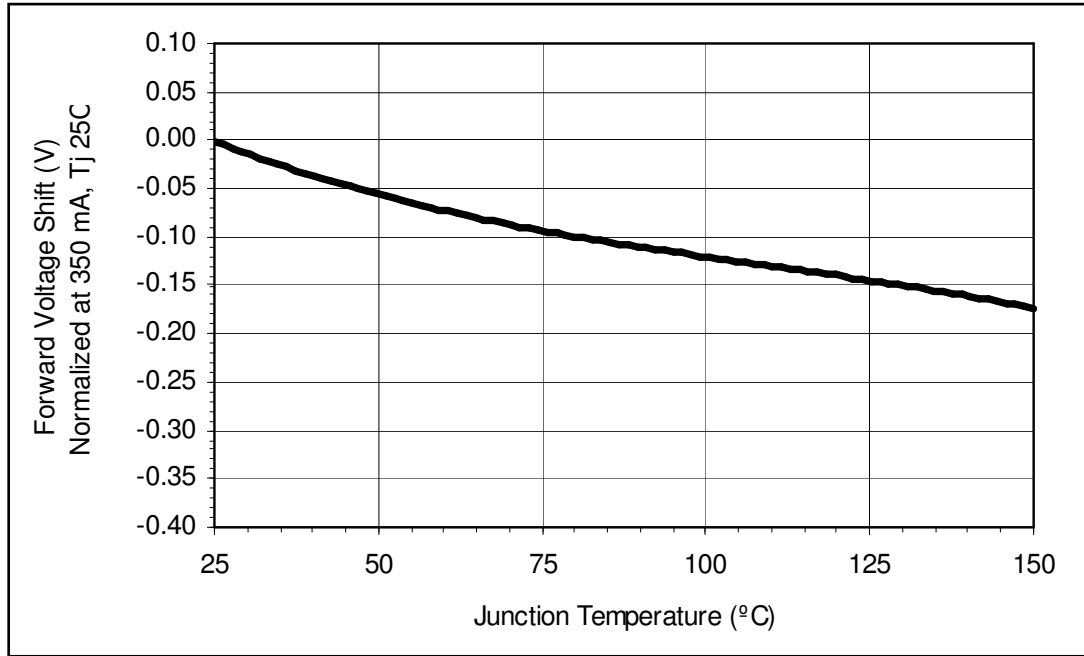


Figure 3: Forward Voltage vs. Junction Temperature

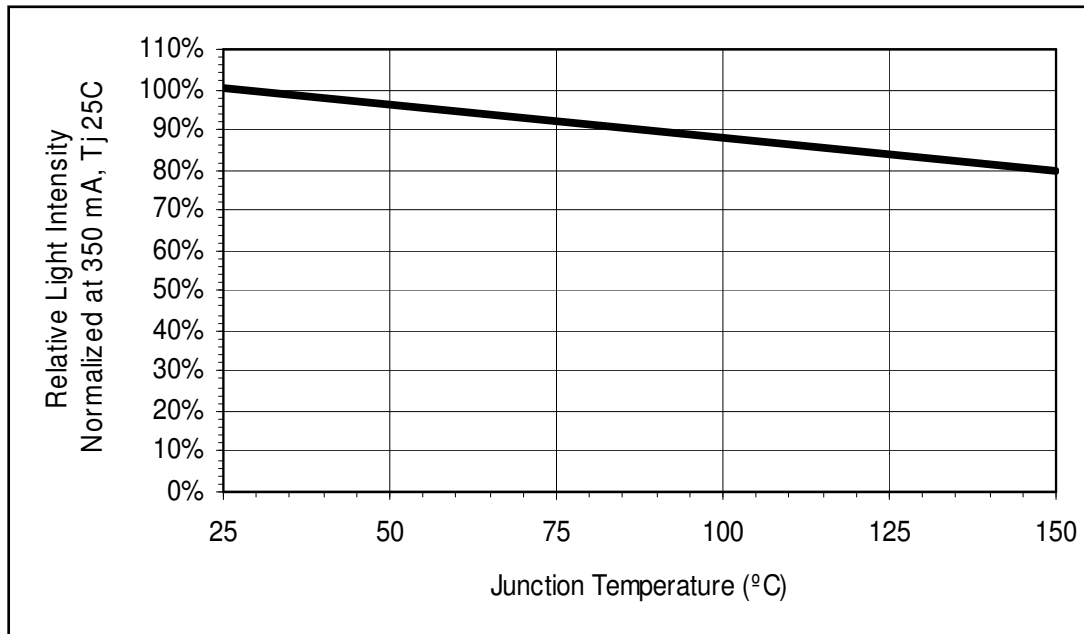


Figure 4: Relative Light Output vs. Junction Temperature

# BRIDGELUX BLUE POWER DIE

## BXCB 45 x 45 mil

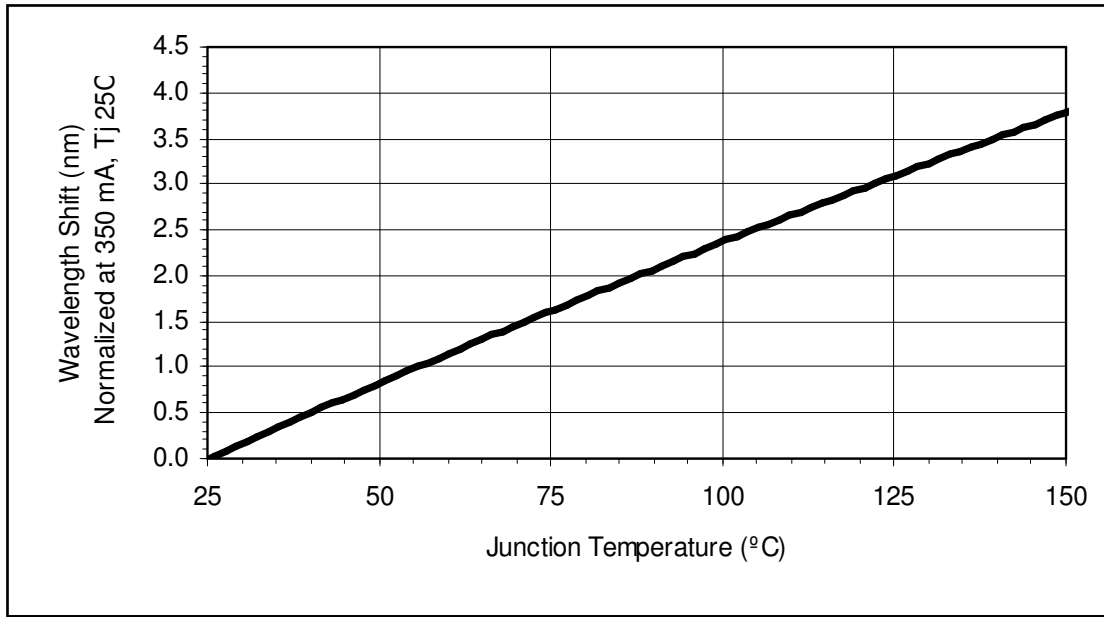


Figure 5: Wavelength Shift vs. Junction Temperature

### Typical Radiation Pattern

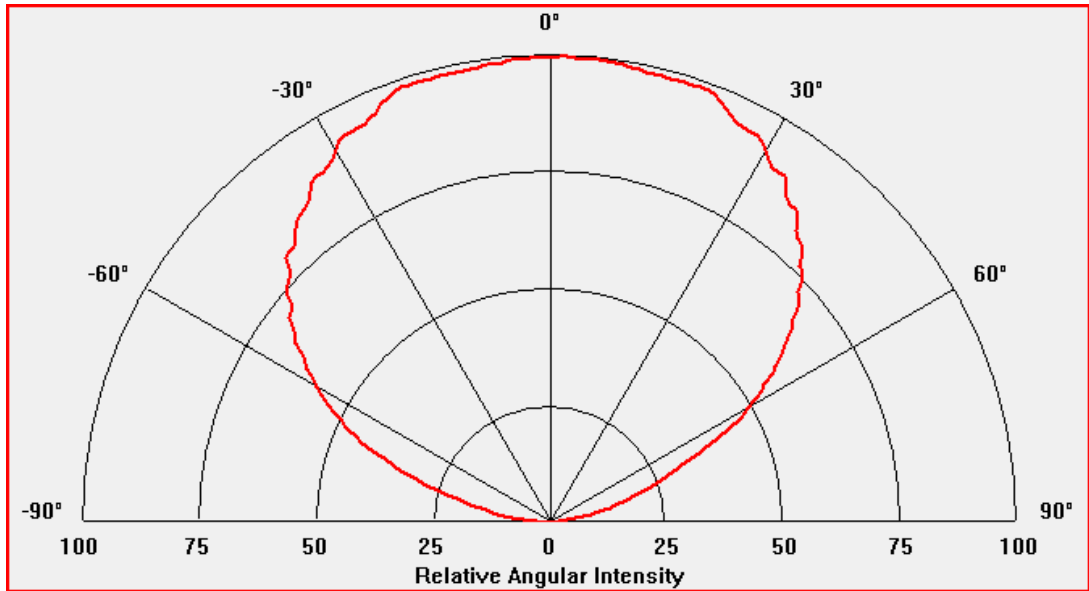


Figure 6: Typical Radiation Pattern (350 mA Operation)

# BRIDGELUX BLUE POWER DIE

## BXCB 45 x 45 mil

### Current Derating Curves

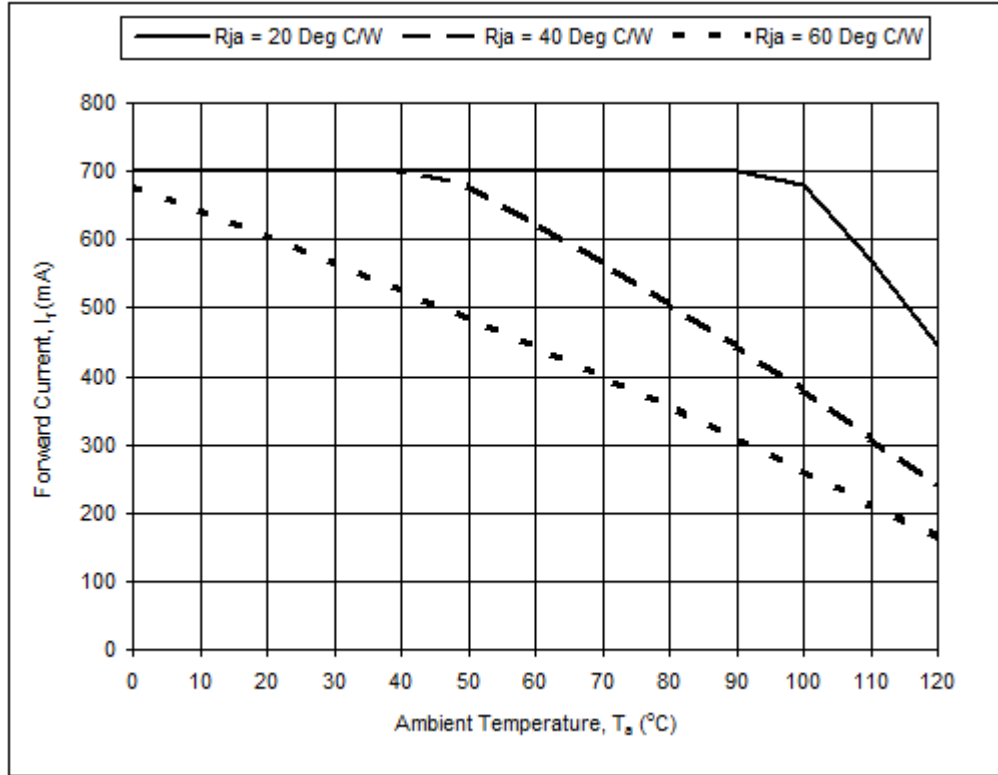


Figure 7: Current Derating Curve vs. Ambient Temperature (derating based on  $T_j$  max  $150^\circ\text{C}$ )

## About Bridgelux

Bridgelux is a leading developer and manufacturer of technologies and solutions transforming the \$40 billion global lighting industry into a \$100 billion market opportunity. Based in Livermore, California, Bridgelux is a pioneer in solid-state lighting (SSL), expanding the market for light-emitting diode (LED) technologies by driving down the cost of LED lighting systems. Bridgelux's patented light source technology replaces traditional technologies (such as incandescent, halogen, fluorescent and high intensity discharge lighting) with integrated, solid-state lighting solutions that enable lamp and luminaire manufacturers to provide high performance and energy-efficient white light for the rapidly growing interior and exterior lighting markets, including street lights, commercial lighting and consumer applications. With more than 500 patent applications filed or granted worldwide, Bridgelux is the only vertically integrated LED manufacturer and developer of solid-state light sources that designs its solutions specifically for the lighting industry.

© 2011 Bridgelux, Inc. All rights reserved. Product specifications are subject to change without notice.